

CBS8 HEAVY DUTY COUNTERBALANCED BACKDRAFT DAMPER

STANDARD CONSTRUCTION

FRAME

8" x 2" x 10 gage (203 x 51 x 3.5) steel channel.

BLADES

Double-skin, airfoil type of 18 (1.3) gage steel with a 7" (178) maximum width.

AXLES

3/4" (19) diameter, plated steel.

BEARINGS

Ball bearings pressed into frame (stainless steel construction uses press-fit stainless sleeve bearings).

LINKAGE

3/16" thick x 3/4" (5 x 19) plated steel tie bar with 16 gage (1.6) linkage arms in airstream.

FINISH

Mill galvanized.

MINIMUM SIZE

6" w x 6"h (152 x 152).

MAXIMUM SIZE

60"w x 96"h (1524 x 2438).

MAXIMUM TEMPERATURE

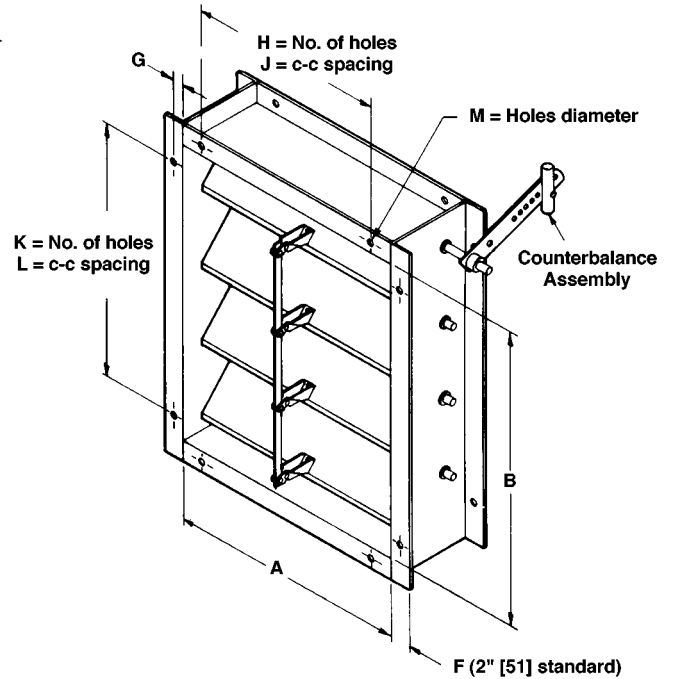
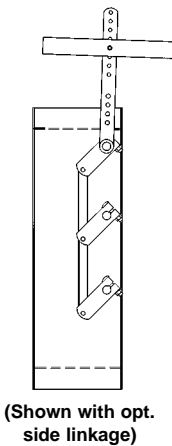
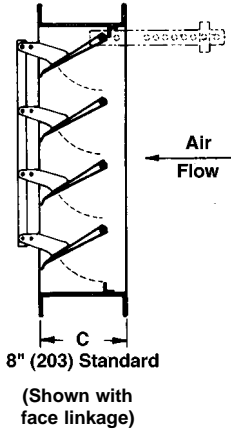
250°F (121°C).

VARIATIONS

Additional variations to those listed in table are available. Contact Ruskin for pricing.

- Heavier/Higher Temperature Construction
- Special Finishes
- Pressure Relief Applications

Dimensions shown in parentheses () indicate millimeters.



FRAME	BLADES	AXLES	BEARINGS	LINKAGE	SEALS (OPT)	ACCESSORIES (OPT)
10 GA (3.5) GALV STEEL CHANNEL	18 GA (1.3) GALV STEEL DOUBLE SKIN AIRFOIL	3/4" (19) DIA. PLATED STEEL	BALL BRGS PRESSED INTO FRAME	FACE LINKAGE IN AIR STREAM (EXPOSED)	BLADE SEALS EPDM 250°F (121°C) MAX	INTERNAL COUNTER WEIGHTS
10 GA (3.5) SS CHANNEL (OPT)	18 GA (1.3) 304 SS DOUBLE SKIN AIRFOIL	3/4" (19) DIA 304 SS (OPT)	SS SLEEVE PRESSED INTO FRAME (OPT)	SIDE LINKAGE OUT OF AIRSTREAM (OPT)	BLADE SEALS SILICONE 400°F (200°C) MAX	BOLT HOLES ONE FLANGE
10 GA (3.5) 316 SS CHANNEL (OPT)	18 GA (1.3) 316 SS DOUBLE SKIN AIRFOIL	3/4" (19) DIA. 316 SS (OPT)	RE-LUBE BALL BRG BOLTED TO FRAME (OPT)		SS JAMB SEALS	BOLT HOLES BOTH FLANGES
						1 1/2" (38) TO 4" (102) FLANGES

QTY.	DIMENSIONS											VARIATIONS
	A	B	C	F	G	H	J	K	L	M		
JOB						LOCATION						
CONTRACTOR												

CBS8 PERFORMANCE DATA

Damper Width	Maximum System Pressure	Maximum System Velocity	Leakage with seals*		Leakage without seals*	
			% of max. flow	CFM/sq. ft.	% of max. flow	CFM/sq. ft.
60"	8.0" w.g.	4000 fpm	0.38	15	1.00	40
48"	9.0" w.g.	4000 fpm	0.38	15	1.00	40
36"	10.0" w.g.	4000 fpm	0.38	15	1.01	50
24"	12.0" w.g.	4000 fpm	0.43	17	1.50	60
12"	15.0" w.g.	4000 fpm	0.50	20	2.50	100

Damper may tolerate higher pressures and velocities than those listed here. Conservative ratings are presented intentionally in an effort to avoid misapplication. Consult Ruskin or your Ruskin representative when a damper is to be applied in conditions exceeding recommended maximums.

*Leakage information based on pressure differential of 1" w.g.

Note: CBS8 is not designed for pressure relief applications.

SUGGESTED SPECIFICATION

Furnish and install, at locations shown on plans or in accordance with schedules, industrial grade counterbalanced backdraft dampers meeting the following construction standards: Frame shall be minimum 8" deep x 2" flanged 10 (203 x 51 x 35) gage galvanized steel channel. Frame shall be one piece construction. Sleeve or channel with innerframe is not acceptable. Damper blades shall be maximum 7" (178) wide, 18 (1.3) gage airfoil galvanized steel. Bearings shall be ball type pressed into frame. Axles shall be minimum 3/4" (19) diameter plated steel welded to blade. Linkage shall be minimum 3/16" (5) thick x 3/4" (19) plated steel tie bar with minimum 16 (1.6) gage galvanized linkage arms located on face of blades in the airstream. Pivot pins in linkage shall be stainless steel.

Bronze pins or bushings are not acceptable. Submittal shall include leakage, pressure drop, and maximum pressure data based on AMCA Publication 500 testing. Damper shall be Ruskin model CBS8 heavy duty counterbalanced backdraft damper.

ADD TO SPECIFICATION IF REQUIRED:

Dampers shall be equipped with blade and jamb seals for low leakage application. Blade seal shall be EPDM mechanically locked onto blade edge. Adhesive or clip on styles are not acceptable. Jamb seals shall be flexible stainless steel located between blade edge and jamb for maximum sealing compression.

RUSKIN®

3900 Dr. Greaves Rd.
Kansas City, MO 64030
(816) 761-7476
FAX (816) 765-8955
www.ruskin.com