

DIBD2/OW AND DIBD2SS/OW
"OUT OF WALL OR FLOOR" FIRE DAMPER
1½ HOUR UL555 RATED FOR USE IN DYNAMIC AND STATIC SYSTEMS

APPLICATION

Ruskin "OW" dampers are designed to be installed with the blades out of the wall or floor and shall be supplied with a factory insulated sleeve. Models DIBD2/OW and DIBD2SS/OW may be installed with the blades up to 8" (203) out of the wall/floor and angles on one side.

DYNAMIC CLOSURE RATINGS

4000 fpm (20.3 m/s) vertical mount only, up to 24" x 24" (610 x 610).

3000 fpm (15.2 m/s) vertical and horizontal mount, up to 24" x 24" (610 x 610).

2000 fpm (10.2 m/s) vertical or horizontal mount on all sizes. 4 in. w.g. (1kPa) maximum pressure on all sizes.

STANDARD CONSTRUCTION

FRAME

20 gage (.91) steel channel.

BLADES

24 gage (.61) curtain type.

SLEEVE

Damper includes a minimum 14" (356) x 18 gage (1.2) sleeve.

CLOSURE SPRINGS (if required)

301 stainless steel constant force type or spring clip type.

FUSIBLE LINK

165°F (74°C) is standard. 212°F (100°C) and 285°F (141°C) available.

DAMPER SIZES

MINIMUM SIZE

Style A – Vertical Installation - 4"w x 4"h (102 x 102).

Style A – Horizontal Installation - 6"w x 6"h (152 x 152).

MAXIMUM SIZE

Style A – Vertical or Horizontal Installation - 36"w x 36"h (914 x 914).

OPTIONS

- **FM Approvals** as Specification Tested Product.
- **Switch package** to remotely indicate damper blade position.
- **GA = Grille Access Type** for "out of the wall or floor" grille applications.
- **Sleeve** of various lengths and gages to insure field compliance with UL installation requirements.
- **304 Stainless Steel** construction.

NOTES:

1. Dimensions shown in parentheses () indicate millimeters
2. Unit furnished approximately 1/4" (6) smaller than given opening dimensions.

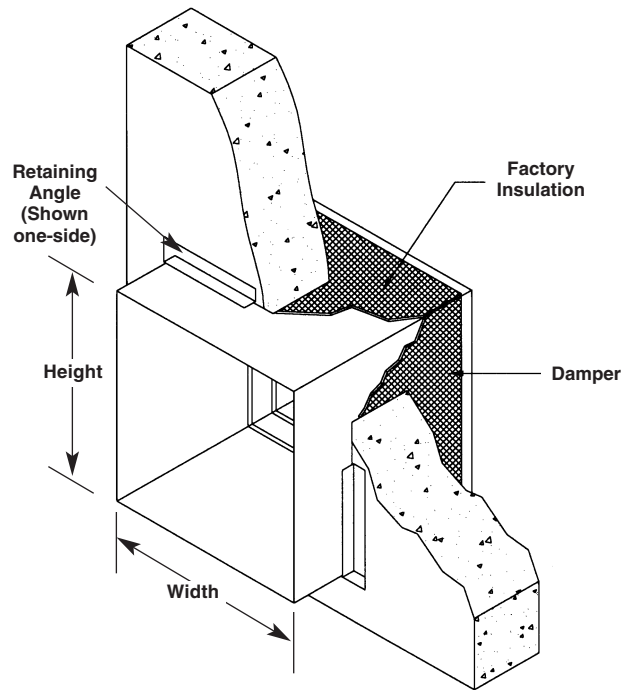
Ruskin's DIBD2/OW series fire dampers meet the requirements for fire dampers established by:

- **National Fire Protection Association NFPA Standards 90A, 92A, 92B and 101**
- **ICC International Building Codes**
- **CSFM California State Fire Marshal Listing #3225-245:005**

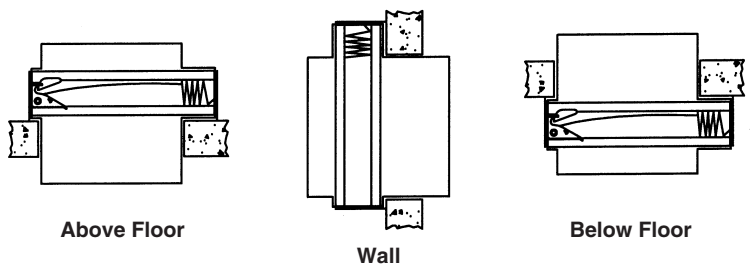
UL CLASSIFIED
UL555 Listing R5531

 SEE COMPLETE MARKING ON PRODUCT

FM Approvals
Specification Tested Product (Option)



Orientation

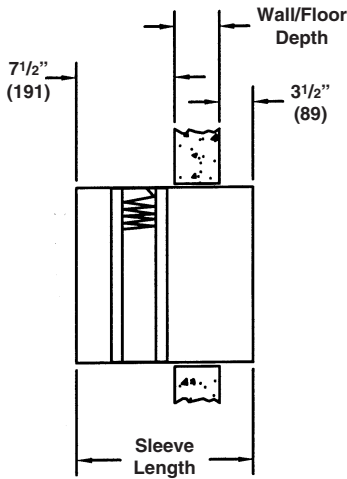


DAMPER SLEEVE DIMENSIONAL DATA

The drawings show the position of the damper mounted in the factory sleeve. The standard location permits the damper to be installed outside the plane of the wall or floor. For damper styles

WR, WC, WO and BC only the duct connection portion extends through the wall and the damper assembly is mounted flush with the wall.

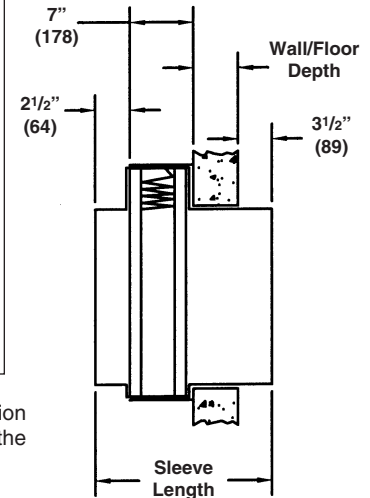
SLEEVE LENGTH FORMULA:
STYLE A
 To determine correct sleeve length necessary:
 Add wall or floor depth
 + 7 1/2" (191) + 3 1/2" (89).
Example:
 Wall depth 4" (102)
 + 7 1/2" (191) + 3 1/2" (89)
 = 15" (381)



STYLE A

SLEEVE LENGTH FORMULA:
STYLES BC, WR, WC & WO
 To determine correct sleeve length necessary:
 Add wall or floor depth +
 9 1/2" (241) + 3 1/2" (89).
Example:
 Wall depth 4" (102)
 + 9 1/2" (241) + 3 1/2" (89)
 = 17" (432)

(Note: For grille type installation with an "OW" damper, omit the 3 1/2" (89) sleeve extension.)



STYLE BC, WC, WR and WO

DAMPER DIMENSIONAL DATA

DUCT TRANSITION CONNECTIONS

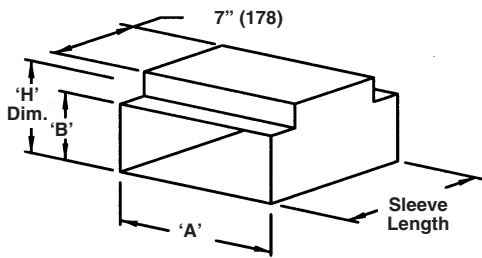
DIBD2/OW and DIBD2SS/OW dampers may be supplied with Round, Oval and Rectangular duct connections.

| Style | Description |
|-------|------------------------------------|
| BC | Units Under 6" (152) Tall |
| WR | Round Welded (High Pressure) |
| WC | Rectangular Welded (High Pressure) |
| WO | Oval Welded (High Pressure) |

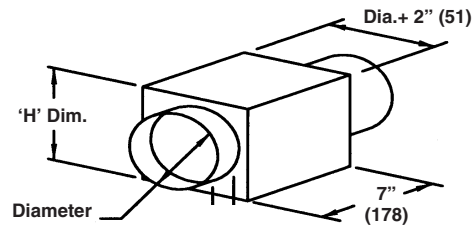
See DIBD2 specification sheet for the over-all damper sizes on units with round, oval or rectangular transitions.

MINIMUM and MAXIMUM SIZES

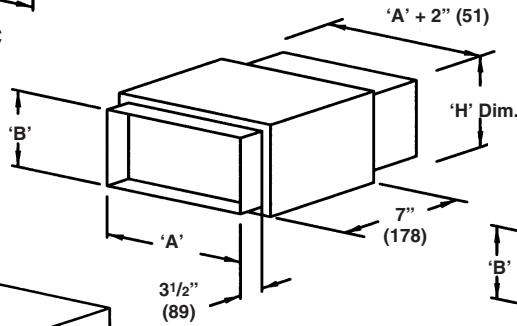
- WR Round Transitions**
 Minimum 4" (102) diameter
 Maximum 34" (864) diameter – vertical mount
 Maximum 20" (508) diameter – horizontal mount
 - WO Rectangular and Oval Transitions**
 Minimum 4" x 4" (102 x 102)
 Maximum 34" x 31" (864 x 813) – vertical mount
 Maximum 22" w x 20" h (559 x 508) – horizontal mount
 - 'BC' Style Transitions**
 Minimum 4" x 4" (102 x 102)
 Maximum 34" x 32" (864 x 813) – vertical mount
 Maximum 22" w x 21" h (559 x 533) – horizontal mount
- Consult Ruskin for other available styles and sizes.



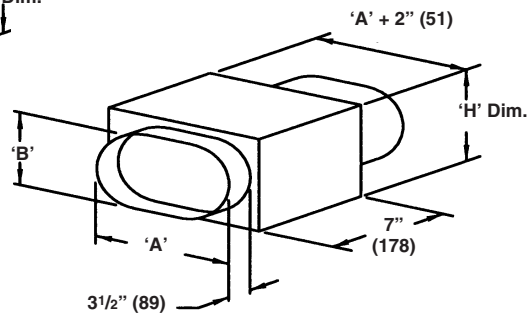
Style BC



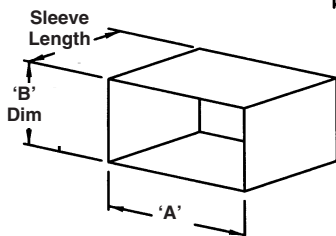
Style WR



Style WC



Style WO



Style A

