

LM375D ADJUSTABLE DRAINABLE LOUVER FORMED STEEL

STANDARD CONSTRUCTION

FRAME

4" (102) deep, 16 (1.6) gage galvanized steel. Caulking surface provided.

BLADES

18 (1.3) gage galvanized steel drainable blades are positioned at 37¹/₂° angle and spaced approximately 3³/₈" (86) center to center.

SCREEN

1/2" (13) mesh x 19 gage (1.1) galvanized bird screen in removable frame. Screen adds approximately 1/2" (13) to louver depth.

FINISH

Mill.

LINKAGE

Concealed in frame

BEARINGS

Stainless Steel.

AXLES

Plated steel hex.

ACTUATOR

Louver quadrant.

MINIMUM SIZE

12"w x 12"h (305 x 305).

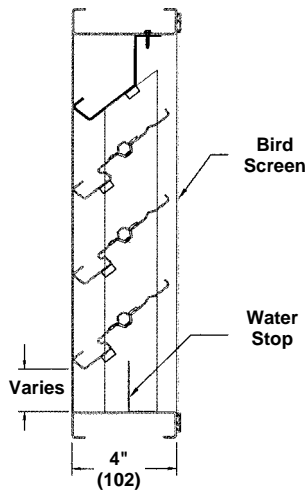
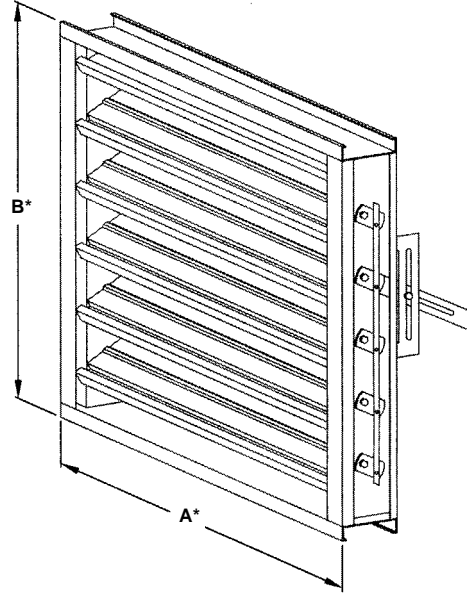
APPROXIMATE SHIPPING WEIGHT

6 lbs. per sq. ft. (29.3 per m²).

MAXIMUM FACTORY ASSEMBLY SIZE

Shall be 60"w x 96"h (1524 x 2438) without seals. Louvers with optional blade and jamb seals shall be 48"w x 96"h (1219 x 2438). Louvers larger than the maximum factory assembly size will require field assembly of smaller sections.

Consult Ruskin for additional information.



FEATURES

The LM375D offers:

- 44% Free Area
- Published performance ratings based on testing in accordance with AMCA Publication 511.
- Rugged galvanized steel construction for long operating life.
- Stainless steel bearings and concealed linkage to reduce operating torque requirements.

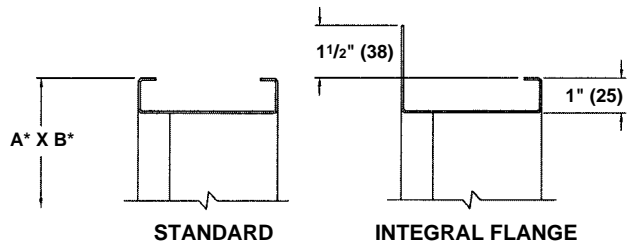
VARIATIONS

Variations to the basic design of this louver are available at additional cost. They include:

- Extended sill.
- Hinged frame.
- Front or rear security bars.
- Filter racks.
- Installation angles.
- A variety of bird and insect screens.
- Selection of finishes: prime coat, baked enamel (modified fluoropolymer), epoxy, Pearledize 50 & 70, and Kynar.

Consult Ruskin for other special requirements.

FRAME CONSTRUCTION



Dimensions in parenthesis () indicate millimeters.

Units furnished 1/4" (6) smaller than given opening dimensions.

TAG	QTY.	SIZE		FRAME	VARIATIONS
		A*-WIDE	B*-HIGH		
PROJECT ARCH./ENGR. REPRESENTATIVE				LOCATION CONTRACTOR DATE	

SUGGESTED SPECIFICATION

Furnish and install louvers as hereinafter specified where shown on plans or as described in schedule. Louvers shall be stationary type entirely contained within a 4" (102) frame. Louver components (heads, jambs, sills, blades & mullions) shall be factory assembled by the louver manufacturer. Louver sizes too large for shipping shall be built up by the contractor from factory assembled louver sections to provide overall sizes required. Louver design shall incorporate structural supports required to withstand a wind load of 20 lbs. per sq. ft. (.96kPa) equivalent of a 90 mph wind [145 KPH] - specifier may substitute any loading required).

Louvers shall be Ruskin Model LM375D construction as follows:

Frame: 16 (1.6) gage galvanized steel.

Blades: 18 (1.3) gage galvanized steel at 37¹/₂° angle and spaced approximately 3³/₈" (86) center to center.

Screen: .50 (13) mesh x 19 gage (1.1) galvanized steel in removable frame.

Finish: Select finish specification from Ruskin Finishes Brochure.

Published louver performance data bearing the AMCA Certified Ratings Seal for Air Performance & Water Penetration must be submitted for approval prior to fabrication and must demonstrate pressure drop and water penetration equal to or less than Ruskin model specified.

PERFORMANCE DATA

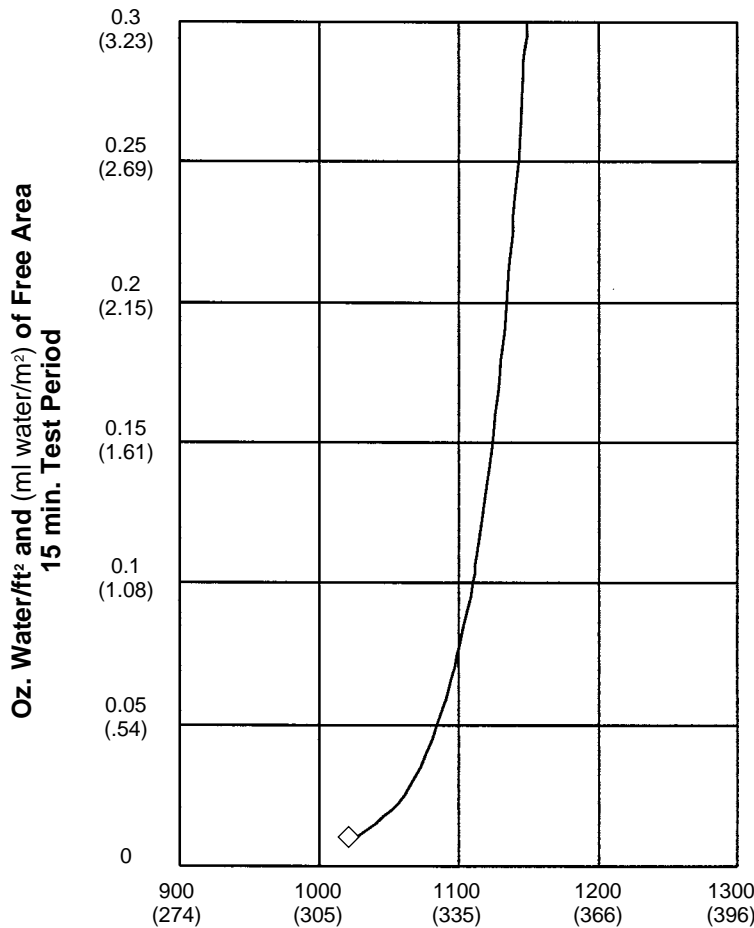
AMCA Standard 500 provides a reasonable basis for testing and rating louvers. Testing to AMCA 500 is performed under a certain set of laboratory conditions. This does not guarantee that other conditions will not occur in the actual environment where louvers

must operate. Designs should provide a reasonable safety factor for louver performance by selecting at some point below pressure drop or water penetration system requirements.

WATER PENETRATION

Test size 48" wide x 48" high (1219 x 1219)

Beginning point of water penetration at .01 oz./sq. ft. is 1027 fpm (313 m/min).



Ruskin Manufacturing certifies that the louver shown herein is licensed to bear the AMCA Seal. The ratings shown are based on tests and procedures performed in accordance with AMCA Standard 511 and comply with the requirements of the AMCA Certified Ratings Program. AMCA Certified Ratings Seal applies to air performance and water penetration ratings only.

Free Area Velocity in feet (meters) per minute
Standard air .075 lb/ft³ (1.2 kg/m³)

FREE AREA GUIDE

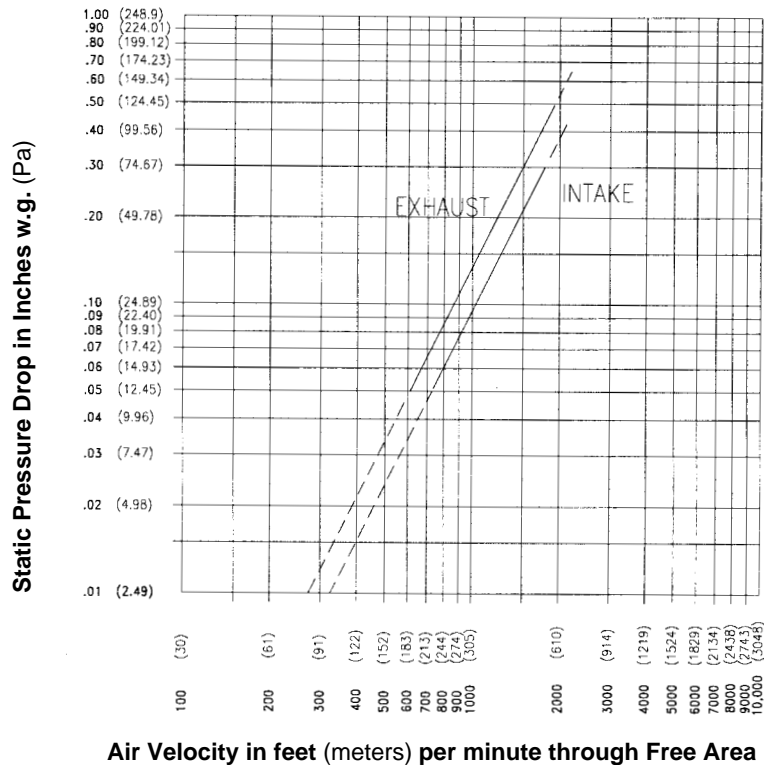
Free Area Guide shows free area in ft² and m² for various sizes of LM375D.

Width – Inches and Meters

Height – Inches and Meters	12	18	24	30	36	42	48	54	60
	0.30	0.46	0.61	0.76	0.91	1.07	1.22	1.37	1.52
12	0.14	0.37	0.61	0.84	1.07	1.30	1.54	1.65	1.88
0.30	0.01	0.03	0.06	0.08	0.10	0.12	0.14	0.15	0.18
18	0.23	0.60	0.97	1.34	1.71	2.08	2.46	2.64	3.01
0.46	0.02	0.06	0.09	0.12	0.16	0.19	0.23	0.25	0.28
24	0.31	0.82	1.33	1.84	2.35	2.87	3.38	3.63	4.14
0.61	0.03	0.08	0.12	0.17	0.22	0.27	0.31	0.34	0.39
30	0.39	1.05	1.70	2.35	3.00	3.65	4.30	4.62	5.27
0.76	0.04	0.10	0.16	0.22	0.28	0.34	0.40	0.43	0.49
36	0.48	1.27	2.06	2.85	3.64	4.43	5.22	5.61	6.40
0.91	0.04	0.12	0.19	0.26	0.34	0.41	0.49	0.52	0.60
42	0.56	1.49	2.42	3.35	4.28	5.21	6.14	6.61	7.53
1.07	0.05	0.14	0.23	0.31	0.40	0.48	0.57	0.61	0.70
48	0.65	1.72	2.79	3.85	4.92	5.99	7.06	7.60	8.66
1.22	0.06	0.16	0.26	0.36	0.46	0.56	0.66	0.71	0.81
54	0.73	1.94	3.15	4.36	5.57	6.77	7.98	8.59	9.80
1.37	0.07	0.18	0.29	0.41	0.52	0.63	0.74	0.80	0.91
60	0.82	2.17	3.51	4.86	6.21	7.56	8.90	9.58	10.93
1.52	0.08	0.20	0.33	0.45	0.58	0.70	0.83	0.89	1.02
66	0.90	2.39	3.88	5.36	6.85	8.34	9.82	10.57	12.06
1.68	0.08	0.22	0.36	0.50	0.64	0.78	0.91	0.98	1.12
72	0.99	2.61	4.24	5.87	7.49	9.12	10.75	11.56	13.19
1.83	0.09	0.24	0.39	0.55	0.70	0.85	1.00	1.07	1.23
78	1.07	2.84	4.60	6.37	8.14	9.90	11.67	12.55	14.32
1.98	0.10	0.26	0.43	0.59	0.76	0.92	1.09	1.17	1.33
84	1.16	3.06	4.97	6.87	8.78	10.68	12.59	13.54	15.45
2.13	0.11	0.28	0.46	0.64	0.82	0.99	1.17	1.26	1.44
90	1.24	3.29	5.33	7.37	9.42	11.46	13.51	14.53	16.58
2.29	0.12	0.31	0.50	0.69	0.88	1.07	1.26	1.35	1.54
96	1.32	3.51	5.69	7.88	10.06	12.25	14.43	15.52	17.71
2.44	0.12	0.32	0.53	0.73	0.94	1.14	1.34	1.44	1.65

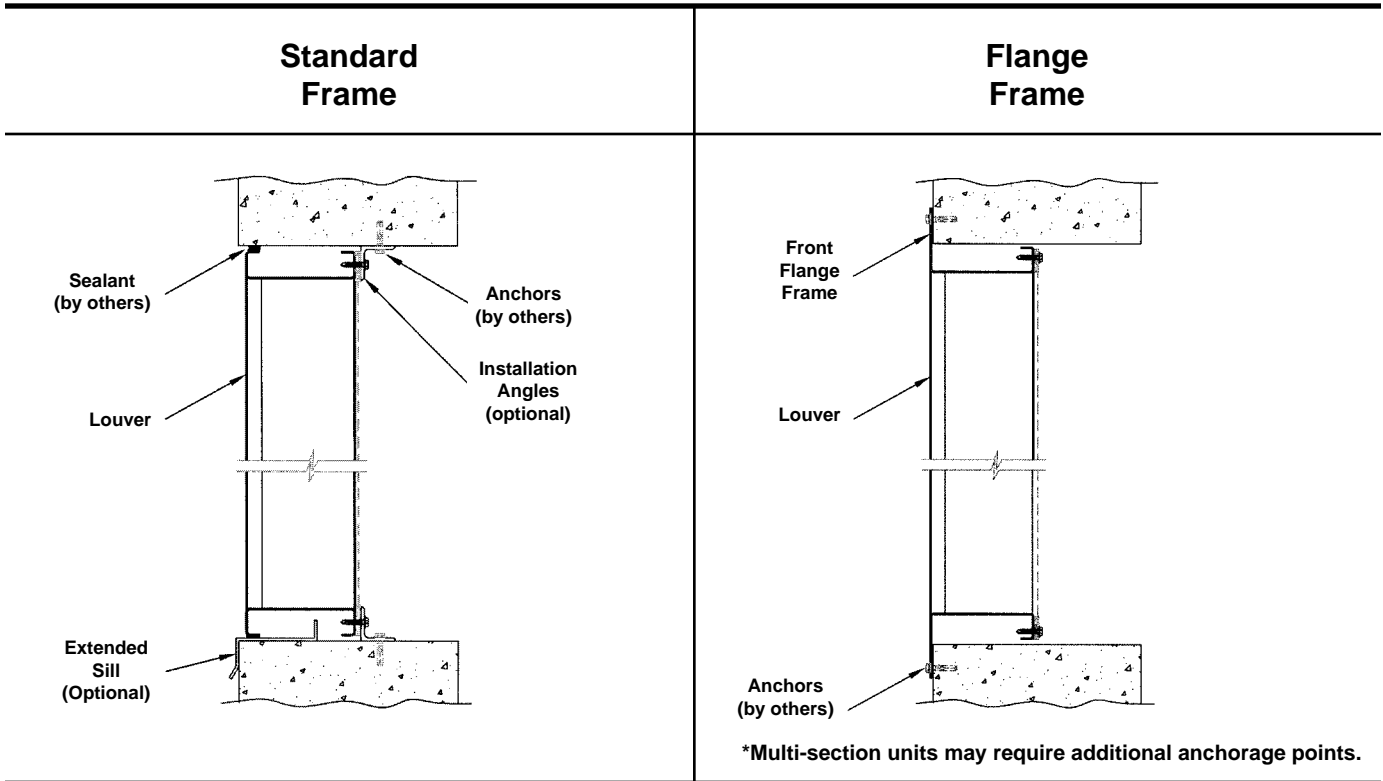
PRESSURE DROP

Test size 48" x 48" (1219 x 1219)



Ratings do not include the effect of a bird screen.

TYPICAL INSTALLATION DETAILS



Optional items are available at additional cost. Anchors or other fasteners securing installation angles to substrate are by others.

