

## EAL6811 STATIONARY ACOUSTICAL LOUVER EXTRUDED ALUMINUM

### STANDARD CONSTRUCTION

#### FRAME

6" (152) deep, 6063T5 extruded aluminum, .125" (3.2) nominal wall thickness. Caulking surfaces provided.

#### BLADES

6063T5 extruded aluminum, .081" (2.1) exterior surface nominal wall thickness with .040" (1) perforated aluminum interior surface. Blades are positioned at 45° angle and spaced approximately 4<sup>5</sup>/<sub>8</sub>" (118) center to center.

#### INSULATION

1" (25) fiberglass.

#### SCREEN

3/4" x .051" (19 X 1.3) expanded, flattened aluminum bird screen in removable frame. Screen adds approximately 1/2" (13) to louver depth.

#### FINISH

Mill.

#### MINIMUM SIZE

12"w x 12" h (305 x 305).

#### APPROXIMATE SHIPPING WEIGHT

5 lbs./ft.<sup>2</sup> (24.3 kg per m<sup>2</sup>).

#### MAXIMUM FACTORY ASSEMBLY SIZE

Shall be 75 sq. ft. (7m<sup>2</sup>) per section, not to exceed 120"w and 90"h (3048 and 2286) or 90"w and 120"h (2286 x 3048).

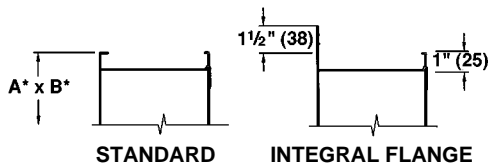
Louvers larger than the maximum factory assembly size will require field assembly of smaller sections.

#### SUPPORTS

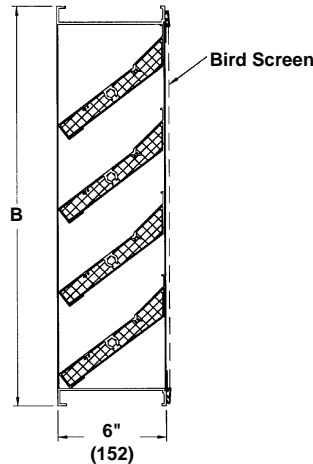
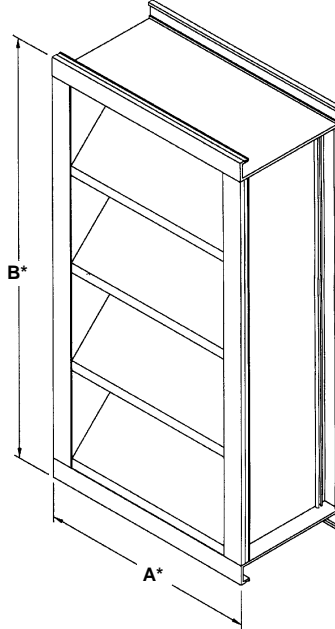
Louvers may be provided with rear mounted blade supports that increase overall louver depth depending on louver size, assembly configuration or windload.

Consult Ruskin for additional information.

### FRAME CONSTRUCTION



Dimensions in parenthesis ( ) indicate millimeters.



### FEATURES

The EAL6811 offers:

- 30% Free Area.
- Published performance ratings based on testing in accordance with AMCA Publication 511.
- Architecturally styled hidden mullions allowing continuous line appearance.
- Aluminum construction for low maintenance and high resistance to corrosion.

### VARIATIONS

Variations to the basic design of the louver are available at additional cost. They include:

- Extended sill.
- Hinged frame.
- Front or rear security bars.
- Filter racks.
- A variety of bird and insect screens.
- Installation angles.
- Selection of finishes: prime coat, baked enamel (modified fluoropolymer), epoxy, Acrodize, Kynar, clear and color anodize. (Some variation in anodize color consistency is possible).

Consult Ruskin for other special requirements.

Octave Band Frequency (Hz)	Free Field Noise Reduction (db) 1" (25) Fiberglass Insulation
1/63	9
2/125	7
3/250	8
4/500	9
5/1000	10
6/2000	16
7/4000	16
8/8000	19

TAG	QTY.	SIZE		FRAME	VARIATIONS
		A*-WIDE	B*-HIGH		
PROJECT				LOCATION	
ARCH./ENGR.				CONTRACTOR	
REPRESENTATIVE				DATE	

\*Unit furnished 1/4" (6) smaller than given opening dimensions.

## SUGGESTED SPECIFICATION

Furnish and install louvers as hereinafter specified where shown on plans or as described in schedules. Louvers shall be stationary type. Louvers shall have a minimum of 30% free area based on a 48" wide x 48" high (1219 x 1219) size. Stationary blades shall be contained within a 6" (152) frame. Louver components (heads, jambs, sills, blades & mullions) shall be factory assembled by the louver manufacturer. Louver sizes too large for shipping shall be built up by the contractor from factory assembled louver sections to provide overall sizes required. Louver design shall incorporate structural supports required to withstand a wind load of 20 lbs. per sq. ft. (.96kPa) (equivalent of a 90 mph [145 KPH] wind - specifier may substitute any loading required).

Louvers shall be Ruskin Model EAL6811 extruded 6063T5 aluminum alloy construction as follows:

Frame: 6" (152) deep, .125" (3.2) wall thickness.

Blades: .081" (2.1) wall thickness exterior surface with .040" (1) perforated aluminum interior surface, filled with 1" (25) fiberglass insulation. Blades positioned at 45° angle and spaced approximately 4<sup>5</sup>/<sub>8</sub>" (118) center to center.

Screen: 3/4" x .051" (19 x 1.3) expanded, flattened aluminum in removable frame.

Finish: Select finish specification from Ruskin Finishes Brochure.

Published louver performance data bearing the AMCA Certified Ratings Seal for Air Performance & Water Penetration must be submitted for approval prior to fabrication and must demonstrate pressure drop and water penetration equal to or less than the Ruskin model specified.

## PERFORMANCE DATA

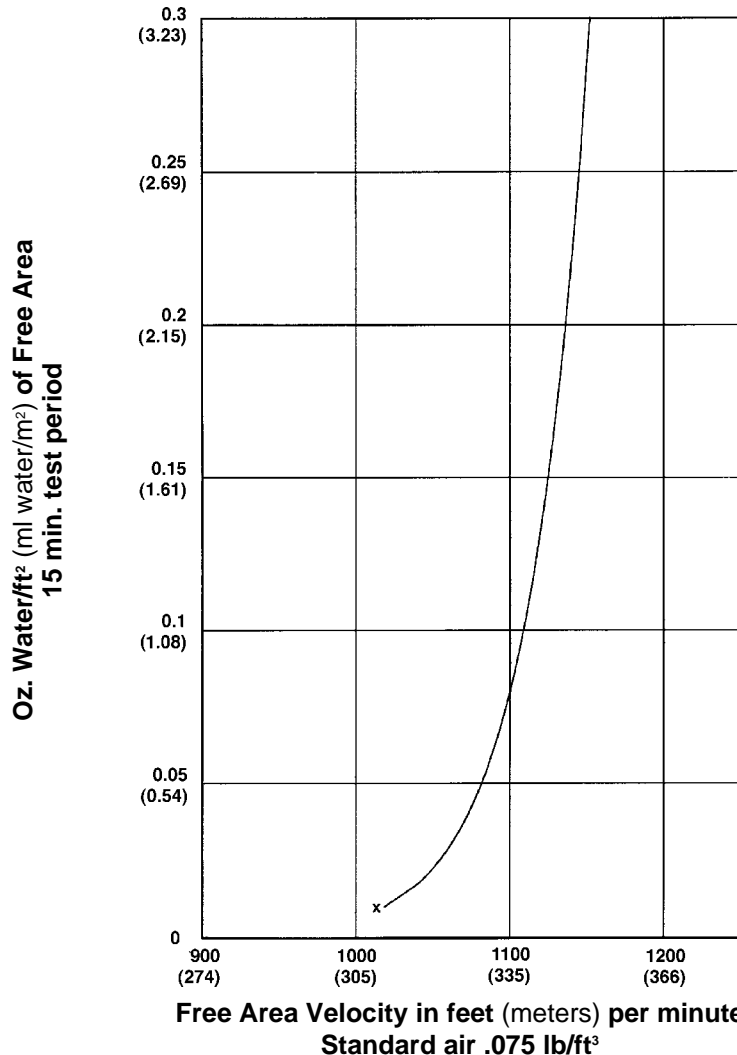
AMCA Standard 500 provides a reasonable basis for testing and rating louvers. Testing to AMCA 500 is performed under a certain set of laboratory conditions. This does not guarantee that other conditions will not occur in the actual environment where louvers must operate.

The louver system should be designed with a reasonable safety factor for louver performance. To ensure protection from water carryover, design with a performance level somewhat below maximum desired pressure drop and .01 oz./sq. ft. of water penetration.

### WATER PENETRATION

Test size 48" wide x 48" high (1219 x 1219)

Beginning point of water penetration at .01 oz./sq. ft. is 1019 fpm (311 m/min).



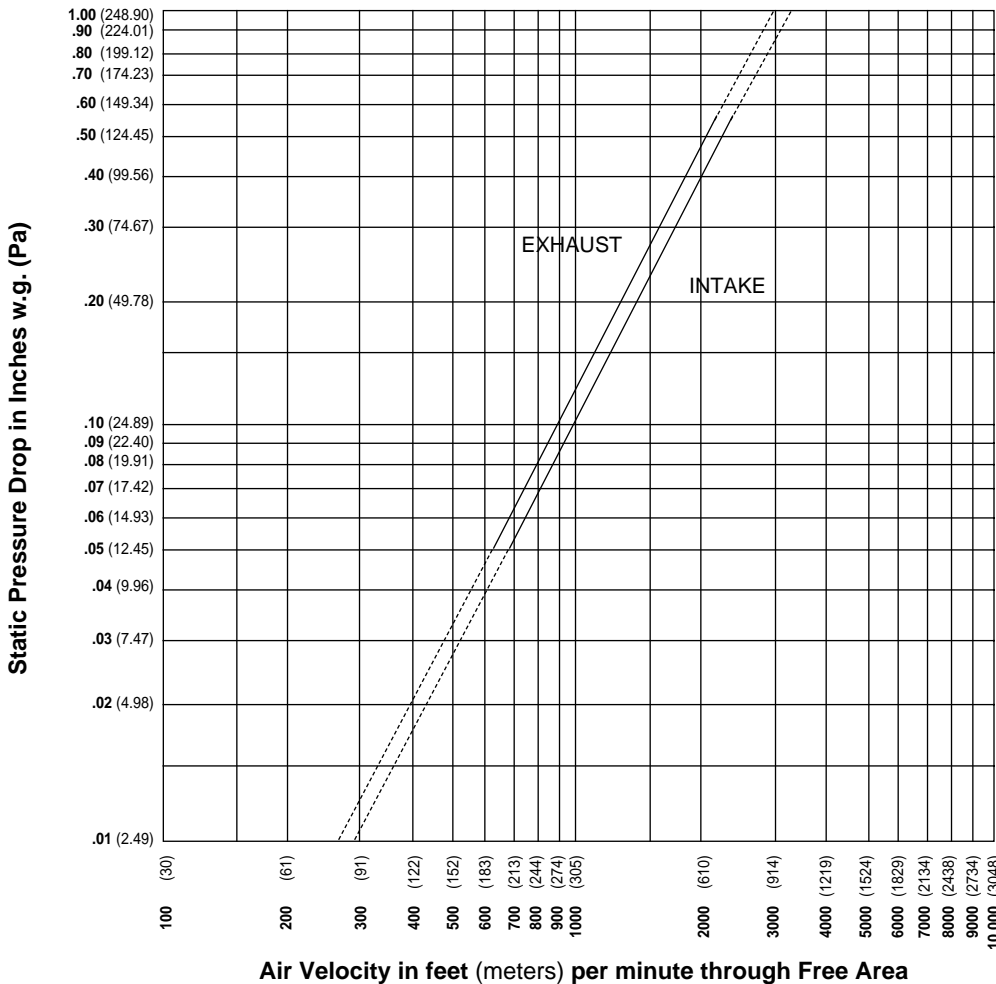
# FREE AREA GUIDE

Free Area Guide shows free area in ft<sup>2</sup> and m<sup>2</sup> for various sizes of EAL6811  
Width – Inches and Meters

Height – Inches and Meters

	12	18	24	30	36	42	48	54	60	66	72	78	84	90	96	102	108	114	120
	0.30	0.46	0.61	0.76	0.91	1.07	1.22	1.37	1.52	1.68	1.83	1.98	2.13	2.29	2.44	2.59	2.74	2.90	3.05
12	0.14	0.22	0.30	0.38	0.47	0.55	0.63	0.71	0.80	0.88	0.96	1.05	1.13	1.21	1.29	1.38	1.46	1.54	1.62
0.30	0.01	0.02	0.03	0.04	0.04	0.05	0.06	0.07	0.07	0.08	0.09	0.10	0.10	0.11	0.12	0.13	0.14	0.14	0.15
18	0.26	0.42	0.58	0.74	0.90	1.06	1.22	1.37	1.53	1.69	1.85	2.01	2.17	2.33	2.49	2.65	2.81	2.97	3.12
0.46	0.02	0.04	0.05	0.07	0.08	0.10	0.11	0.13	0.14	0.16	0.17	0.19	0.20	0.22	0.23	0.25	0.26	0.28	0.29
24	0.46	0.75	1.03	1.31	1.59	1.87	2.15	2.44	2.72	3.00	3.28	3.56	3.85	4.13	4.41	4.69	4.97	5.25	5.54
0.61	0.04	0.07	0.10	0.12	0.15	0.17	0.20	0.23	0.25	0.28	0.31	0.33	0.36	0.38	0.41	0.44	0.46	0.49	0.51
30	0.59	0.95	1.31	1.66	2.02	2.38	2.74	3.10	3.46	3.81	4.17	4.53	4.89	5.25	5.60	5.96	6.32	6.68	7.04
0.76	0.05	0.09	0.12	0.15	0.19	0.22	0.25	0.29	0.32	0.35	0.39	0.42	0.45	0.49	0.52	0.55	0.59	0.62	0.65
36	0.72	1.15	1.58	2.02	2.45	2.89	3.32	3.76	4.19	4.63	5.06	5.50	5.93	6.37	6.80	7.23	7.67	8.10	8.54
0.91	0.07	0.11	0.15	0.19	0.23	0.27	0.31	0.35	0.39	0.43	0.47	0.51	0.55	0.59	0.63	0.67	0.71	0.75	0.79
42	0.84	1.35	1.86	2.37	2.89	3.40	3.91	4.42	4.93	5.44	5.95	6.46	6.97	7.48	8.00	8.51	9.02	9.53	10.04
1.07	0.08	0.13	0.17	0.22	0.27	0.32	0.36	0.41	0.46	0.51	0.55	0.60	0.65	0.70	0.74	0.79	0.84	0.89	0.93
48	1.04	1.68	2.31	2.94	3.58	4.21	4.85	5.48	6.11	6.75	7.38	8.01	8.65	9.28	9.92	10.55	11.18	11.82	12.45
1.22	0.10	0.16	0.21	0.27	0.33	0.39	0.45	0.51	0.57	0.63	0.69	0.75	0.80	0.86	0.92	0.98	1.04	1.10	1.16
54	1.17	1.88	2.59	3.30	4.01	4.72	5.43	6.14	6.85	7.56	8.27	8.98	9.69	10.40	11.11	11.82	12.53	13.24	13.95
1.37	0.11	0.17	0.24	0.31	0.37	0.44	0.50	0.57	0.64	0.70	0.77	0.84	0.90	0.97	1.03	1.10	1.17	1.23	1.30
60	1.29	2.08	2.87	3.65	4.44	5.23	6.01	6.80	7.59	8.37	9.16	9.95	10.73	11.52	12.31	13.09	13.88	14.67	15.45
1.52	0.12	0.19	0.27	0.34	0.41	0.49	0.56	0.63	0.71	0.78	0.85	0.93	1.00	1.07	1.14	1.22	1.29	1.36	1.44
66	1.50	2.41	3.32	4.22	5.13	6.04	6.95	7.86	8.77	9.68	10.59	11.50	12.41	13.32	14.23	15.14	16.05	16.96	17.87
1.68	0.14	0.22	0.31	0.39	0.48	0.56	0.65	0.73	0.82	0.90	0.98	1.07	1.15	1.24	1.32	1.41	1.49	1.58	1.66
72	1.62	2.61	3.59	4.58	5.57	6.55	7.54	8.52	9.51	10.49	11.48	12.47	13.45	14.44	15.42	16.41	17.39	18.38	19.37
1.83	0.15	0.24	0.33	0.43	0.52	0.61	0.70	0.79	0.88	0.98	1.07	1.16	1.25	1.34	1.43	1.53	1.62	1.71	1.80
78	1.75	2.81	3.87	4.93	6.00	7.06	8.12	9.18	10.25	11.31	12.37	13.43	14.49	15.56	16.62	17.68	18.74	19.81	20.87
1.98	0.16	0.26	0.36	0.46	0.56	0.66	0.76	0.85	0.95	1.05	1.15	1.25	1.35	1.45	1.55	1.64	1.74	1.84	1.94
84	1.87	3.01	4.15	5.29	6.43	7.57	8.71	9.84	10.98	12.12	13.26	14.40	15.54	16.68	17.81	18.95	20.09	21.23	22.37
2.13	0.17	0.28	0.39	0.49	0.60	0.70	0.81	0.92	1.02	1.13	1.23	1.34	1.44	1.55	1.66	1.76	1.87	1.97	2.08
90	2.08	3.34	4.60	5.86	7.12	8.38	9.64	10.91	12.17	13.43	14.69	15.95	17.21	18.47	19.73	21.00	22.26	23.52	24.78
2.29	0.19	0.31	0.43	0.54	0.66	0.78	0.90	1.01	1.13	1.25	1.37	1.48	1.60	1.72	1.84	1.95	2.07	2.19	2.30

## PRESSURE DROP



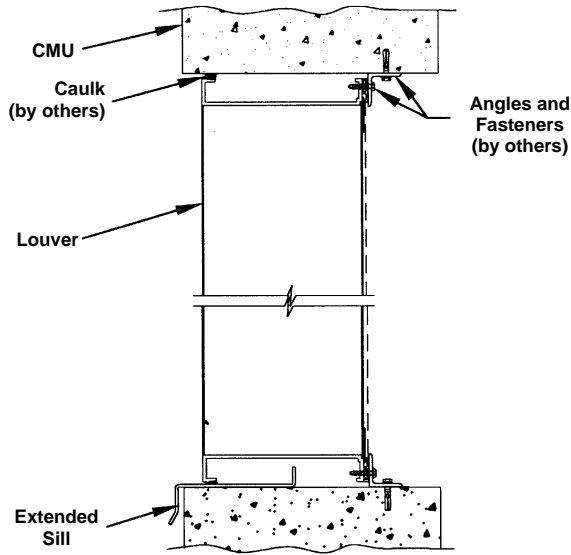
Ratings do not include the effect of a bird screen.



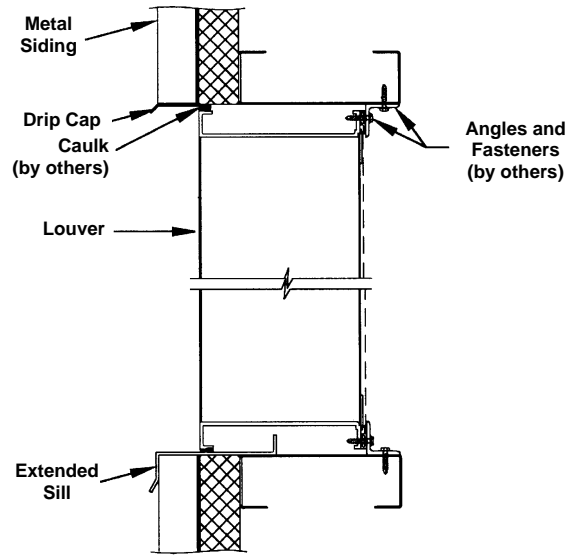
Ruskin Manufacturing Company certifies that the EAL6811 louver shown herein is licensed to bear the AMCA Seal. The ratings shown are based on tests and procedures performed in accordance with AMCA Publication 511 and comply with the requirements of the AMCA Certified Ratings Program. The AMCA Certified Ratings Seal applies to air performance ratings and water penetration ratings only.

# TYPICAL INSTALLATION DETAILS

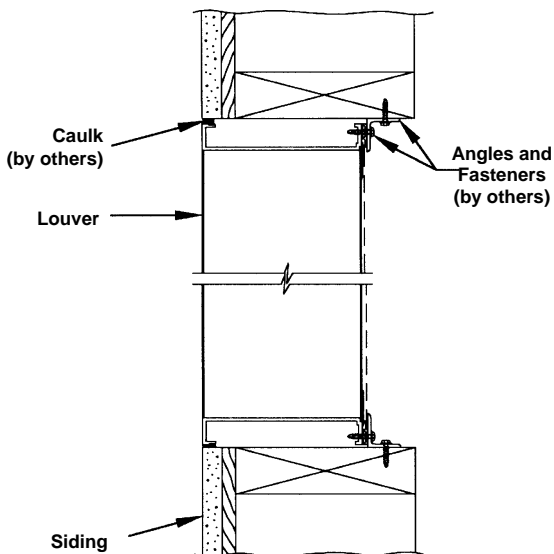
## Masonry Wall



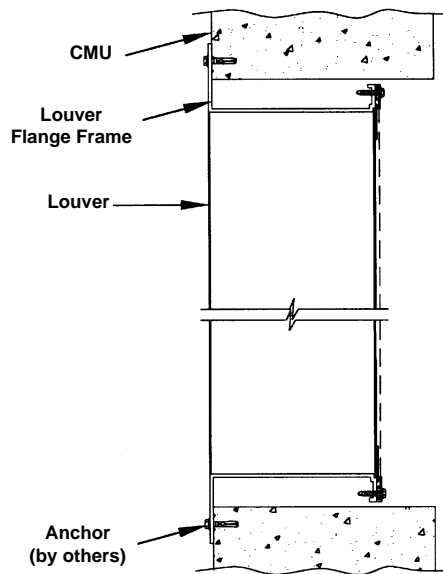
## Metal Panel Wall



## Wood Installation



## Flange Mount



Accessories at additional cost.

**RUSKIN**®

3900 Dr. Greaves Rd.  
 Kansas City, MO 64030  
 (816) 761-7476  
 FAX (816) 765-8955  
 www.ruskin.com