

ELF22V STATIONARY LOUVER EXTRUDED ALUMINUM

STANDARD CONSTRUCTION

FRAME

6063T5 extruded aluminum with .060" (1.5) nominal wall thickness.

BLADES

6063T5 extruded aluminum with .060" (1.5) nominal wall thickness. Chevron blades are spaced approximately 2" (51) center to center. Blades positioned at 60° angle.

SCREEN

5/8" x .040" (16 x 1) expanded, flattened aluminum bird screen. Screen adds approximately 1/2" (13) to louver depth.

FINISH

Mill.

MINIMUM SIZE


8"w x 8"h (203 x 203).

APPROXIMATE SHIPPING WEIGHT

4 lbs. per sq. ft. (20 kg/m²).

MAXIMUM SIZE

48"w x 96"h (1220 x 2438).



FEATURES

The ELF22V offers:

- 28% free area (4' x 4' size).
- Corrosion resistant, aluminum construction.
- Outstanding durability and low maintenance.
- Sightproof chevron blades which provide privacy, conceal equipment, prevent vandalism, and act as a safety barrier to dangerous areas.

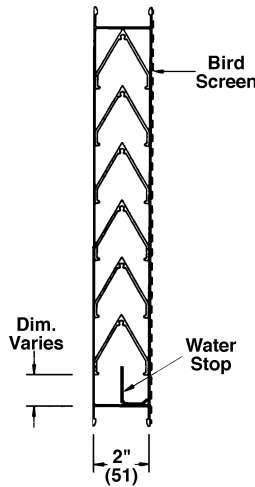
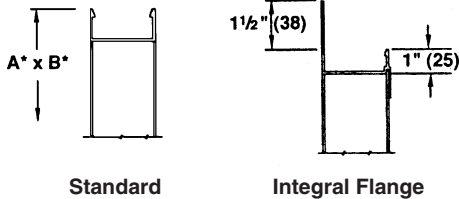
VARIATIONS

Variations to the basic design of the louver are available at additional cost. They include:

- Extended sill.
- Flanged frame.
- Hinged frame.
- Front or rear security bars.
- Filter racks.
- A variety of bird and insect screens.
- Selection of finishes: baked enamel (modified fluoropolymer), epoxy, integral color and clear anodize, Pearledize and Kynar.

Consult Ruskin for other special requirements.

FRAME CONSTRUCTION



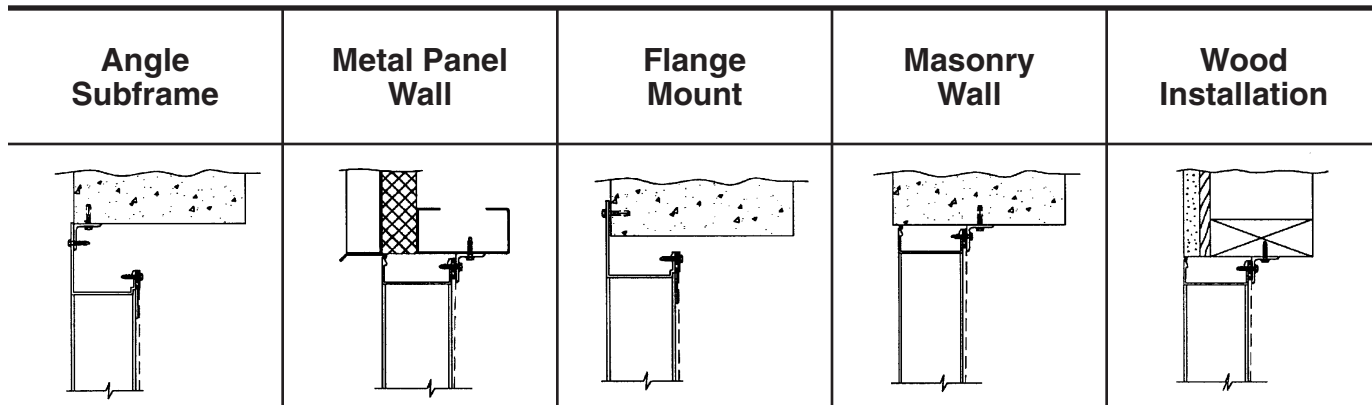
ELF22V

Dimensions in inches, parenthesis () indicate millimeters.

*Units furnished 1/4" (6) smaller than given opening dimensions.

QTY.	SIZE		FRAME	VARIATIONS
	A*-WIDE	B*-HIGH		
PROJECT		LOCATION		
CONTRACTOR				

TYPICAL INSTALLATION DETAILS



FREE AREA GUIDE

Free Area Guide shows free area in ft² and m² for various sizes of ELF22V.

Width – Inches and Meters

Height – Inches and Meters	12	18	24	30	36	42	48
	.30	.46	.61	.76	.91	1.07	1.22
12	0.18	0.30	0.42	0.54	0.66	0.78	0.90
.30	.02	.03	.04	.05	.06	.07	.08
18	0.30	0.49	0.69	0.89	1.09	1.09	1.48
.46	.03	.05	.06	.08	.10	.12	.14
24	0.41	0.69	0.97	1.24	1.52	1.79	2.07
.61	.04	.06	.09	.12	.14	.17	.19
30	0.53	0.89	1.24	1.59	1.95	2.30	2.66
.76	.05	.08	.12	.15	.18	.21	.25
36	0.65	1.08	1.51	1.95	2.38	2.81	3.24
.91	.06	.10	.14	.18	.22	.26	.30
42	0.77	1.28	1.79	2.30	2.81	3.32	3.83
1.07	.07	.12	.17	.21	.26	.31	.36
48	0.88	1.47	2.06	2.65	3.24	3.83	4.41
1.22	.08	.14	.19	.25	.30	.36	.41
54	1.00	1.67	2.33	3.00	3.67	4.33	5.00
1.37	.09	.16	.22	.28	.34	.40	.46
60	1.12	1.86	2.61	3.35	4.10	4.84	5.59
1.52	.10	.17	.24	.31	.38	.45	.52
66	1.23	2.06	2.88	3.70	4.53	5.35	6.17
1.68	.11	.19	.27	.34	.42	.50	.57
72	1.35	2.25	3.15	4.05	4.96	5.86	6.76
1.83	.13	.21	.29	.38	.46	.54	.63
78	1.47	2.45	3.43	4.41	5.39	6.36	7.34
1.98	.14	.23	.32	.41	.50	.59	.68
84	1.59	2.64	3.70	4.76	5.82	6.87	7.93
2.13	.15	.25	.34	.44	.54	.64	.74
90	1.70	2.84	3.97	5.11	6.25	7.38	8.52
2.29	.16	.26	.37	.47	.58	.69	.79
96	1.82	3.03	4.25	5.46	6.67	7.89	9.10
2.44	.17	.28	.39	.51	.62	.73	.85
102	1.94	3.23	4.52	5.81	7.10	8.40	9.69
2.59	.18	.30	.42	.54	.66	.78	.90
108	2.05	3.42	4.79	6.16	7.53	8.90	10.27
2.74	.19	.32	.45	.57	.70	.83	.95
114	2.17	3.62	5.07	6.52	7.96	9.41	10.86
2.90	.20	.34	.47	.61	.74	.87	1.01
120	2.29	3.82	5.34	6.87	8.39	9.92	11.45
3.05	.21	.35	.50	.64	.78	.92	1.06

RUSKIN®

3900 Dr. Greaves Rd.
 Kansas City, MO 64030
 (816) 761-7476
 FAX (816) 765-8955
 www.ruskin.com