

## ELF30V STATIONARY LOUVER EXTRUDED ALUMINUM

### STANDARD CONSTRUCTION

#### FRAME

6063T5 extruded aluminum with .081" (2.1) nominal wall thickness. Caulking slots provided.

#### BLADES

6063T5 extruded aluminum with .081" (2.1) nominal wall thickness. Chevron blades are spaced approximately 17/16" (35.5) center to center.

#### SCREEN

3/4" x .051" (19 x 1.3) expanded, flattened aluminum bird screen. Screen adds approximately 1/2" (13) to louver depth.

#### FINISH

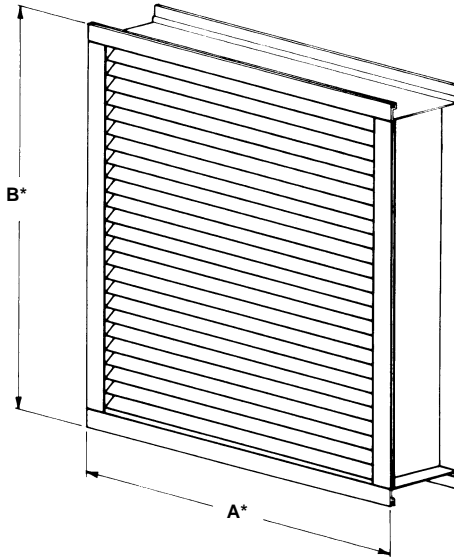
Mill.

#### MINIMUM SIZE

12"w x 12"h (305 x 305).

#### MAXIMUM SIZE

72"w x 144"h (1829 x 3658).



### FEATURES

The ELF30V offers:

- Corrosion resistant, all aluminum construction.
- Outstanding durability and low maintenance.
- Sightproof chevron blades which provide privacy, conceal equipment, prevent vandalism, and act as a safety barrier to dangerous areas.

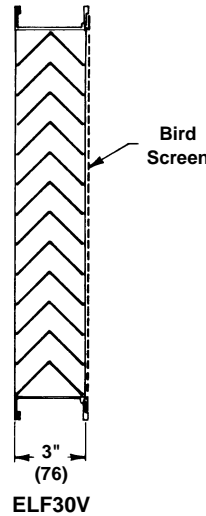
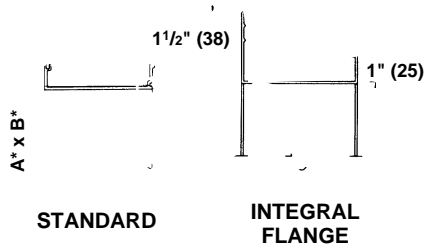
### VARIATIONS

Variations to the basic design of this louver are available at additional cost. They include:

- Extended sill.
- Flanged frame.
- Hinged frame.
- Front or rear security bars.
- Filter racks.
- A variety of bird and insect screens.
- Selection of finishes: baked enamel (modified fluoropolymer), epoxy, integral color and clear anodize, and Kynar.

Consult Ruskin for other special requirements.

### FRAME CONSTRUCTION



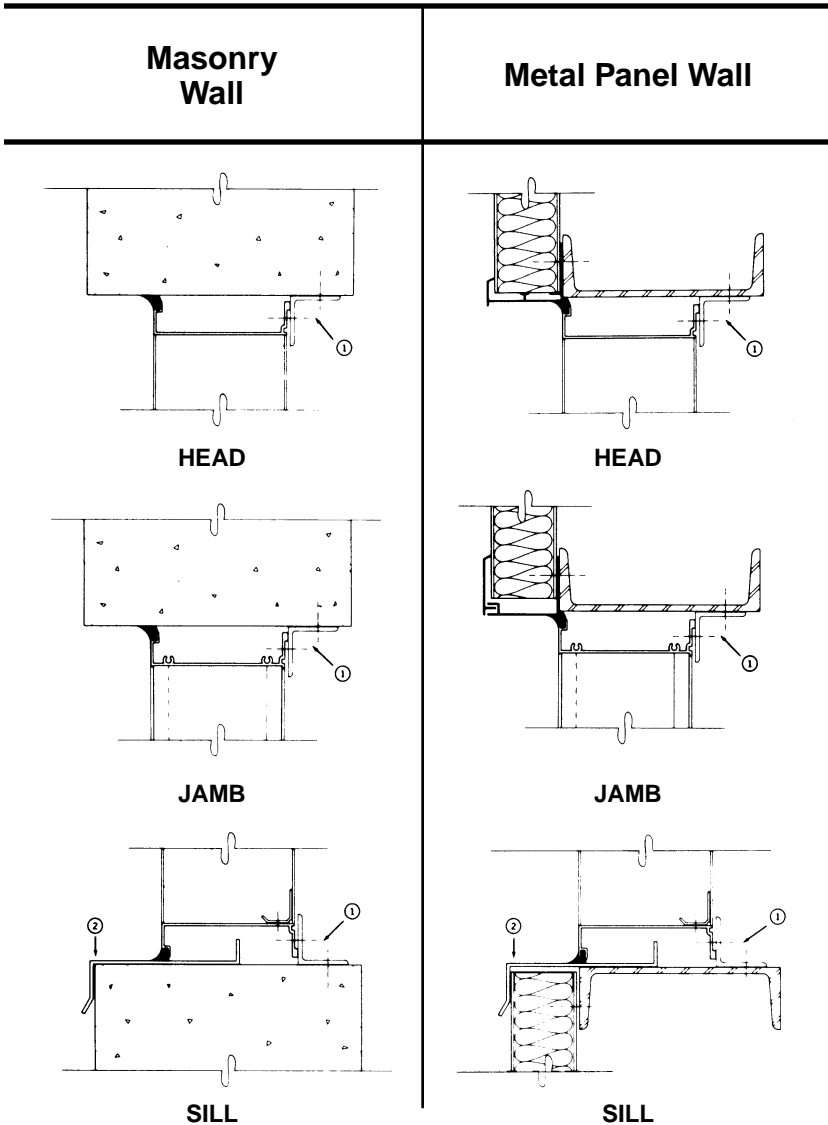
Dimensions in inches, parenthesis ( ) indicate millimeters.

\*Units furnished 1/4" (6) smaller than given opening dimensions.

QTY.	SIZE		FRAME	VARIATIONS
	A*-WIDE	B*-HIGH		
<b>JOB</b>		<b>LOCATION</b>		
<b>CONTRACTOR</b>				

# TYPICAL INSTALLATION DETAILS

# SPECIFICATION



Furnish and install louvers as hereinafter specified where shown on plans or as described in schedules. Louvers shall be "Stationary" type entirely contained within a 3" (76) frame. Louver components (heads, jambs, sills, blades & mullions) shall be factory assembled by the louver manufacturer. Louver design shall incorporate structural supports required to withstand a wind load of 20 lbs. per sq. ft. (.96kPa) (equivalent of a 90 mph wind [145 KPH] - specifier may substitute any loading required).

Louvers shall be Ruskin Model ELF30V extruded 6063T5 aluminum alloy construction as follows:

- Frame: .081" (2.1) wall thickness.
- Blades: .081" (2.1) wall thickness chevron blades on approximately 17/16" (??1) centers.
- Screen: 3/4" x .051" (19 x 1.3) expanded, flattened aluminum in removable frame.

Louvers shall receive Kynar finish color coating applied following a thorough cleaning, pretreatment and prime coating of the aluminum extrusions. Cleaning shall include complete submersion in an acid cleaner, an alkali cleaner, an acid deoxidation, an amorphous chrome phosphate conversion coating and an acidulated final rinse. Extrusions shall be dried before application of primer coat. Dry film thickness of the primer coat shall be approximately 0.3 mil after baking at 350°F, for 10 to 15 minutes and cooled at ambient temperature. Kynar top coat shall be applied to provide a final dry film thickness of approximately 1.2 mils when baked at 450°F, for 10 minutes. Color shall be selected from manufacturer's standard color chart.

Clip angles ① and extended sill ② available at extra charge.