


Extruded Aluminum Louvers

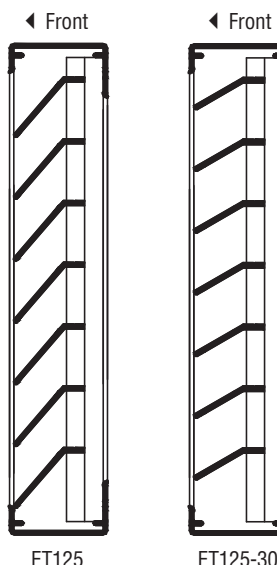


Ultra-thinline/PTAC



ET125, ET125-30

The ET125 and ET125-30 are 1-1/4" deep stationary louvers that are designed for packaged terminal air conditioning and other applications where high weather resistance is not required. The ET125 is the standard design model, while the ET125-30 with its 30° blades provide higher free area.



Specification

Furnish and install, where shown on plans, Ruskin Louver Model (specify), which shall be stationary type contained within a single frame. Frame and blade material to be 6063-T5 aluminum alloy. Frame shall contain integral caulking slots. Blades shall be supported with hidden mullions for continuous appearing stationary blades. Intermediate support mullions shall not interrupt blade exterior appearance. Screen shall be contained within a removable frame.

Design shall incorporate structural supports required to withstand a wind load of 20 lbs. per sq. ft. (.96 kPa); specifier may substitute any loading required.

Published performance data must be submitted for approval prior to fabrication and shall be equal to or less than the Ruskin model specified. Louvers shall receive (specify from finish pages) finish.

SPECIFICATIONS								PERFORMANCE 48" x 48" UNIT				
Louver Model	Blade Material (Nom.)	Blade Style	Blade Angle	Blade Centers (Nom.)	Frame Material (Nom.)	Frame Depth	Bird Screen	Free Area (Nom.)	Sq. Ft. Free Area	Max. Rec. Air Flow Thru Free Area FPM	Air Flow CFM	Maximum Pressure Drop, Inches w.g.
ET125	6063-T5 .040" (1) ext. alum.	Non- drainable	48°	3/4" (19)	6063-T5 .050" (1.3) ext. alum.	1-1/4" (32)	5/8" x .040" (16 x 1) alum.	51%	8.18 (.76)	127 (39 m/min)	1039 (29 m ³ /min)	.01 (.002 kPa)
ET125-30	6063-T5 .040" (1) ext. alum.	Non- drainable	30°	3/4" (19)	6063-T5 .050" (1.3) ext. alum.	1-1/4" (32)	5/8" x .040" (16 x 1) alum.	63%	10.09 (.94)	127 (39 m/min)	1281 (36 m ³ /min)	.01 (.002 kPa)

Dimensions in parentheses () indicate millimeters.

For up-to-date information visit www.ruskin.com

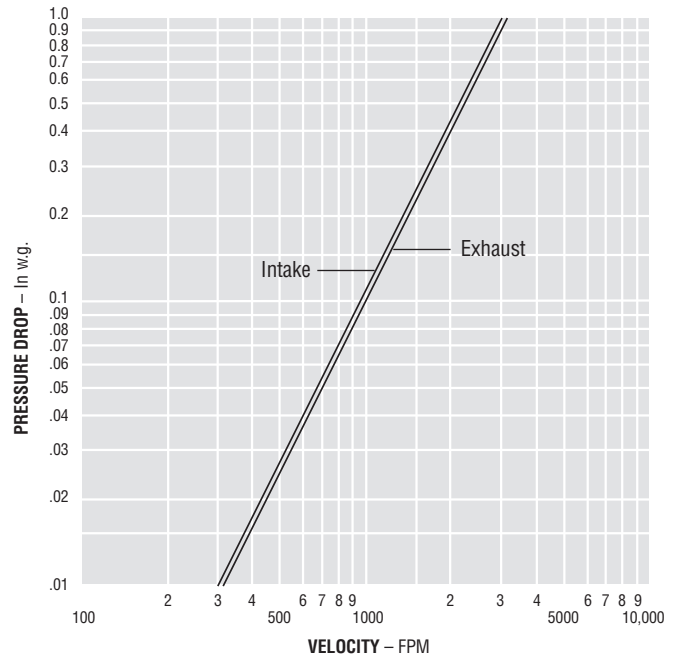
PERFORMANCE DATA

Free Area (FREE AREA in SQ. FEET and SQ. METERS)

		ET125										
		Width in INCHES and METERS										
		12	18	24	30	36	42	48	54	60	66	72
Height in INCHES and METERS	12	.43	.63	.87	1.12	1.32	1.56	1.80	2.00	2.25	2.45	2.69
	.30	.04	.06	.08	.10	.12	.15	.17	.19	.21	.23	.25
	18	.69	1.02	1.41	1.80	2.13	2.52	2.91	3.24	3.63	3.95	4.35
	.46	.06	.09	.13	.17	.20	.23	.27	.30	.34	.37	.40
	24	.93	1.36	1.88	2.40	2.84	3.36	3.88	4.32	4.84	5.27	5.79
	.61	.09	.13	.18	.22	.26	.31	.36	.40	.45	.49	.54
	30	1.19	1.75	2.42	3.09	3.65	4.32	4.99	5.55	6.22	6.78	7.45
	.76	.11	.16	.23	.29	.34	.40	.46	.52	.58	.63	.69
	36	1.46	2.14	2.96	3.78	4.46	5.28	6.10	6.78	7.60	8.29	9.10
	.91	.14	.20	.28	.35	.41	.49	.57	.63	.71	.77	.85
	42	1.72	2.53	3.50	4.46	5.27	6.24	7.21	8.02	8.98	9.79	10.76
	1.07	.16	.24	.33	.42	.49	.58	.67	.75	.84	.91	1.00
48	1.95	2.87	3.97	5.07	5.98	7.08	8.18	9.10	10.19	11.11	12.21	
1.22	.18	.27	.37	.47	.56	.66	.76	.85	.95	1.03	1.14	
54	2.22	3.26	4.50	5.75	6.79	8.04	9.29	10.33	11.58	12.62	13.86	
1.37	.21	.30	.42	.54	.63	.75	.86	.96	1.08	1.17	1.29	
60	2.48	3.65	5.04	6.44	7.60	9.00	10.40	11.56	12.96	14.12	15.52	
1.52	.23	.34	.47	.60	.71	.84	.97	1.08	1.21	1.31	1.44	
66	2.75	4.03	5.58	7.13	8.41	9.96	11.51	12.79	14.34	15.63	17.17	
1.68	.26	.38	.52	.66	.78	.93	1.07	1.19	1.33	1.45	1.60	
72	2.98	4.38	6.05	7.73	9.12	10.80	12.48	13.87	15.55	16.95	18.62	
1.83	.28	.41	.56	.72	.85	1.00	1.16	1.29	1.45	1.58	1.73	

		ET125-30										
		Width in INCHES and METERS										
		12	18	24	30	36	42	48	54	60	66	72
Height in INCHES and METERS	12	.52	.77	1.06	1.35	1.60	1.89	2.19	2.43	2.72	2.97	3.26
	.30	.05	.07	.10	.13	0.15	.18	.20	.23	.25	.28	.30
	18	.84	1.24	1.71	2.27	2.58	3.05	3.53	3.93	4.40	4.79	5.27
	.46	.08	.12	.16	.21	.24	.28	.33	.37	.41	.45	.49
	24	1.16	1.71	2.36	3.02	3.56	4.22	4.87	5.42	6.08	6.62	7.28
	.61	.11	.16	.22	.28	.33	.39	.45	.50	.57	.62	.68
	30	1.48	2.18	3.02	3.85	4.55	5.38	6.22	6.92	7.75	8.45	9.28
	.76	.14	.20	.28	.36	.42	.50	.58	.64	.72	.79	.86
	36	1.77	2.59	3.59	4.58	5.41	6.40	7.40	8.22	9.22	10.05	11.04
	.91	.16	.24	.33	.43	.50	.60	.69	.76	.86	.93	1.03
	42	2.09	3.07	4.24	5.41	6.39	7.57	8.74	9.72	10.89	11.87	13.05
	1.07	.19	.29	.39	.50	.59	.70	.81	.90	1.01	1.10	1.21
48	2.41	3.54	4.89	6.25	7.38	8.73	10.09	11.21	12.57	13.70	15.05	
1.22	.22	.33	.45	.58	.69	.81	.94	1.04	1.17	1.27	1.40	
54	2.73	4.01	5.54	7.34	8.36	9.89	11.43	12.71	14.25	15.53	17.06	
1.37	.25	.37	.52	.68	.78	.92	1.06	1.18	1.32	1.44	1.59	
60	3.01	4.42	6.11	7.81	9.22	10.91	12.61	14.02	15.71	17.12	18.82	
1.52	.28	.41	.57	.73	.86	1.01	1.17	1.30	1.46	1.59	1.75	
66	3.33	4.89	6.77	8.64	10.20	12.08	13.95	15.51	17.39	18.95	20.82	
1.68	.31	.45	.63	.80	.95	1.12	1.30	1.44	1.62	1.76	1.94	
72	3.65	5.36	7.42	9.47	11.19	13.24	15.30	17.01	19.06	20.78	22.83	
1.83	.34	.50	.69	.88	1.04	1.23	1.42	1.58	1.77	1.93	2.12	

ET125 and ET125-30 Pressure Drop



Air Velocity in **FEET** and METERS per minute through FREE AREA.

EXTRUDED ALUMINUM LOUVERS
ET125 and ET125-30

For up-to-date information visit www.ruskin.com