

SOD SERIES DOUBLE DEFLECTION SUPPLY DIFFUSERS

APPLICATION

Ruskin SOD series supply diffuser systems are designed to provide an air distribution system with the benefit of having directional air control. The system is ideal for open ceiling applications that need single point supply air with control over where the air is distributed.

STANDARD CONSTRUCTION

DIFFUSER FRAME

Extruded aluminum

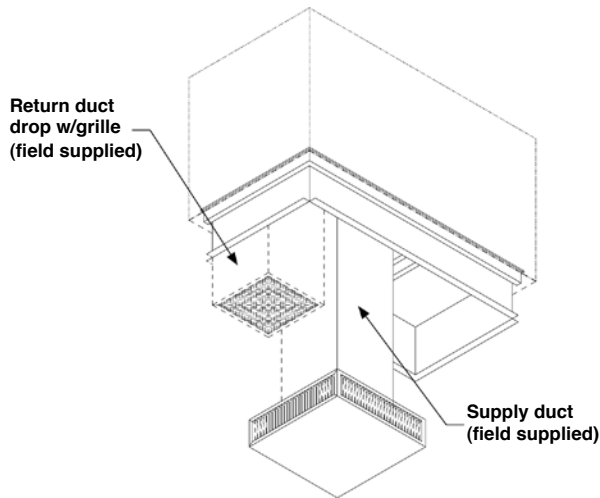
DRUM BLADES

Aluminum secured by spring steel

DIFFUSER PAN

Galvanized steel with powder coat paint finish to match frame.

TYPICAL INSTALLATION



FEATURES

- Lightweight aluminum construction
- Internal air deflector
- Optional duct cap accessory
- Hanging supports with duct cap accessory

ENGINEERING DATA

Model #	CFM	Neck Vel.	Static	Throw	Noise	Unit Weight
SOD-24	600	270	0.04	12-17	20	25.00
	800	364	0.06	16-22	20	25.00
	1000	450	0.07	20-28	20	25.00
	1200	536	0.09	24-33	20	25.00
	1400	625	0.11	28-39	20	25.00
	1600	714	0.14	33-44	25	25.00
	1800	804	0.16	41-52	30	25.00
SOD-36	2000	893	0.19	46-55	30	25.00
	3600	810	0.19	49-54	25	51.00
	3800	863	0.21	50-55	25	51.00
	4000	909	0.23	51-56	30	50.00
	4200	955	0.26	53-60	30	51.00
SOD-40	4400	1000	0.30	54-62	30	51.00
	5400	1116	0.18	45-53	30	80.00
	5600	1157	0.19	47-55	30	80.00
	5800	1198	0.22	50-57	30	80.00
	6000	1240	0.25	53-59	30	80.00
	6200	1281	0.27	54-61	35	80.00
	6400	1322	0.30	56-63	35	80.00
	6600	1364	0.33	58-65	35	80.00
SOD-60	7000	1405	0.37	59-67	35	80.00
	5600	920	0.18	39-49	30	105.00
	5800	954	0.21	42-51	30	105.00
	6000	1022	0.24	44-54	30	105.00
	6200	1056	0.26	45-55	35	105.00
	6400	1090	0.28	46-55	35	105.00
SOD-80	6600	1124	0.30	47-56	35	105.00
	7200	827	0.18	33-38	25	175.00
	8000	918	0.20	39-44	25	175.00
	8800	1010	0.22	47-55	30	175.00
	9600	1101	0.27	54-62	30	175.00
SOD-300	10000	1148	0.30	57-65	35	175.00
	11200	1140	0.30	44-65	40	212.00
	12000	1300	0.34	52-70	40	212.00

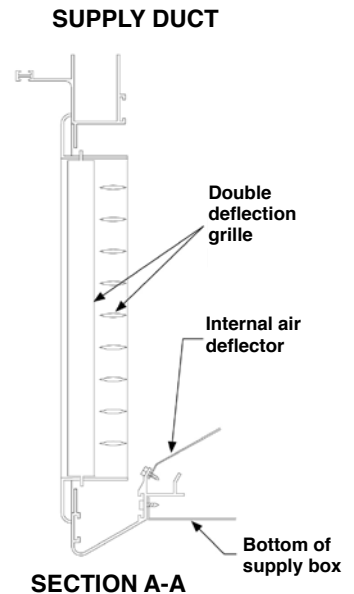
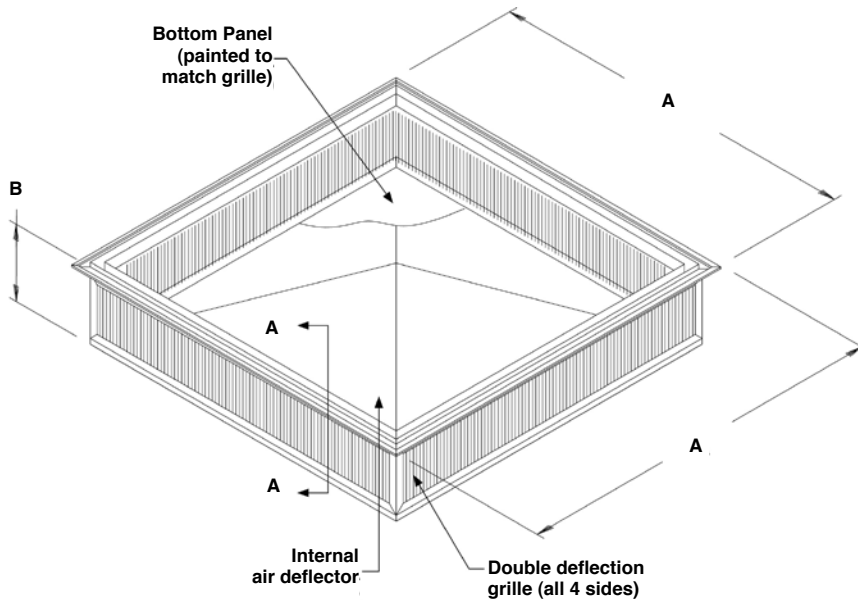
NOTES:

1. White finish available.
2. Special sizes available.

SOD SERIES DIMENSIONAL DATA

DIMENSIONS

Model #	A	B
SOD-24	23 ⁵ / ₈	7 ¹ / ₄
SOD-36	35 ⁵ / ₈	9
SOD-40	40	11
SOD-60	47 ⁵ / ₈	10
SOD-80	59 ⁵ / ₈	11
SOD-300	65 ⁵ / ₈	11



SUGGESTED SPECIFICATION

Furnish and install, at locations shown on plans or in accordance with schedules, double deflection supply diffusers manufactured in an ISO9001 facility. Diffuser shall consist of an extruded aluminum frame and aluminum double deflection supply diffusers. Aluminum double deflection supply diffusers shall be secured by spring steel. Galvanized steel bottom panel shall be minimum 20 gage with powder coat painted finish to match the aluminum extrusion. Unit shall incorporate an internal air deflector to ensure quiet, even airflow to all sides. Manufacturers published data sheet shall include

CFM rating, noise, static, and throw information. Double deflection supply diffusers shall be in all respects equivalent to Ruskin Model SOD series.

Specifier Select Option

Furnish double deflection supply diffuser complete with duct cap accessory. Duct cap shall be insulated and designed to mate with the diffuser. Integral hanging supports shall be part of the duct cap accessory.

