

DH-98 CONVENTIONAL DUCT DETECTOR



Duct housing is available with either a conventional photoelectric or ionization detector.

SPECIFICATIONS

Duct Detector Model #	DH-98-P	DH-98-HVP
Operating Voltage	115V AC, 24V AC/DC	230V AC, 24V AC/DC
Detector Head Model	SLR-24DH	SLR-24DH
Detector Head Type	Conventional Photoelectric	Conventional Photoelectric
Power Requirements Standby	230 VAC	8mA
	115 VAC	14mA
	24 VAC	20mA
	24 VDC	13mA
Power Requirements Alarm	230 VAC	15mA
	115 VAC	28mA
	24 VAC	95mA
	24 VDC	60mA
Alarm Contacts	1 form "C" and 1 form "A" rated at 10 amps @ 125VAC.	1 form "C" and 1 form "A" rated at 10 amps @ 250VAC
Detection Loop	1 Form A (1A)	1 Form A (1A)
Trouble Contacts	1 Form "C" rated at 10 amps @ 125VAC	1 Form "C" rated at 10 amps @ 250VAC
Sensitivity Test Method	Self Diagnostic Test	Self Diagnostic Test
Remote Indication Capability (Refer to DH-98 Accessories Data Sheet for Specifications)	Power, Alarm, Horn/Piezo, Test	Power, Alarm, Horn/Piezo, Test
Air Velocity	300 to 4000 ft./min	
Ambient Temperature	32°F to 100°F (0°C to 38°C)	
Humidity	10% to 85% Relative Humidity (non-condensing)	
Housing Material	18 G.A. steel backbox, clear plastic cover	
Finish	Grey Paint	
Dimensions	9 1/8" L X 7 1/4" W X 2 1/4" H	
Maximum Net Weight	3 lbs.	
Sampling Tubes	2.5 ft., 5 ft. or 10 ft.	
Radioactive Element	DH-98-I and DH-98-HVI Only: Americum 241 0.5 Micro-Curie	

STANDARD FEATURES

- Detects and limits the spread of smoke throughout building HVAC ducts
- Ability to interconnect (all relays operate with a single alarm) up to 30 units using the same independent power supply
- Compatible with building automation and fire alarm systems
- Installs quickly and easily
- Interchangeable "Plug-In" photoelectric or ionization heads
- No screens or filters to clean
- Cover provides magnet window and placement guide for operational testing without disassembly
- Rugged gray steel back box with clear cover
- Accessories - Remote power, remote alarm indication capability and remote, horn/piezo capability
- Meets UL 268A Requirements

DESCRIPTION

The HOCHIKI AMERICA DH-98 Duct Smoke Detector provides early detection of smoke and products of combustion present in air moving through HVAC ducts in Commercial, Industrial and Residential applications. The DH-98 is designed to prevent the recirculation of smoke in areas by the air handling systems, fans and blowers. Complete systems may be shut down in the event of smoke detection. The HOCHIKI AMERICA DH-98-P operate on 115 VAC, 24 VAC and 24 VDC and the DH-98-HVP operate on 230 VAC, 24 VAC and 24 VDC.

The DH-98 is designed and built to meet all local requirements, as well as the NFPA regulations regarding duct smoke detectors. Output terminals are provided for remote accessories such as a horn, strobe, remote status indicators and reset key switches or push buttons.

PRODUCT LISTINGS

SIGNALING



LISTED
S1383



California
State Fire
Marshal
3240-0410:155



FM
APPROVED
3005751

Continued on back.

Hochiki America Corporation

7051 Village Drive, Suite 100 Buena Park, CA 90621-2268
 Phone: 714/522-2246 Fax: 714/522-2268
 Technical Support: 800/845-6692 or technicalsupport@hochiki.com

Find latest revision at www.hochiki.com



PRODUCT DESCRIPTION, *continued*

Air sampling is accomplished by two tubes which protrude into the duct. An exhaust tube of one standard length (7.5") is supplied in the installation kit with the smoke duct unit. Once the duct width has been determined the air intake sampling tubes must be ordered. Sampling tubes are supplied in three standard lengths 2.5 ft., 5 ft. and 10 ft. and cut to size to fit the duct. Mounting the duct smoke unit is accomplished by the use of a template and 4 sheet metal screws, which are provided. Mounting can be achieved without the removal of the clear cover which is secured by 4 capture screws.

The compact DH-98 contains 3 sets of alarm contacts; 1 set of form "C" contacts rated at 10 amps, 1 set of form "A" contacts rated at 10 amps and 1 set of form "A" contacts rated at 1 amp. There is also 1 set of form "C" 10 amp trouble contacts for monitoring detector head removal, and the failure of the input supply voltage.

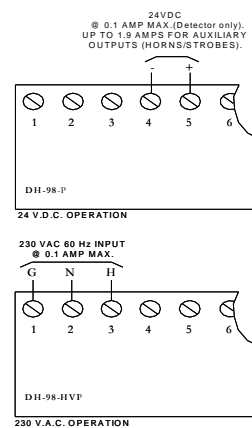
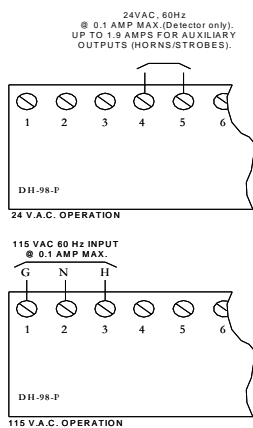
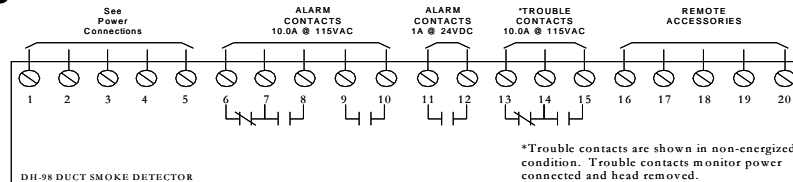
The pilot and alarm visual indicators provided on the front of the DH-98 duct unit signal the operating status of the device. A manual test/reset switch is located along side the visual indicators.

ENGINEERING SPECIFICATIONS

Air duct smoke detectors shall be HOCHIKI AMERICA DH-98 Series. The detectors shall be listed by Underwriters Laboratories per UL 268A. The detectors shall operate at air velocities from 300 feet per minute to 4000 feet per minute. The detectors shall have the ability to interconnect up to 30 units using the same independent power supply.

The duct detector housings shall be of metal construction and complete mechanical installation may be performed without removal of the detector cover. Visual indication of alarm and power must be provided on detector front. A manual reset switch shall be located on the front of the device. Detector heads shall not require additional filters or screens which must be maintained. The housing shall contain a detector base which will accept photoelectric or ionization detector heads. Terminal connections shall be of the screw type and be a minimum of # 6 screw. Terminals shall be provided for remote pilot, remote alarm indication, strobe/horn and remote key switch. All wiring must comply with local codes and regulations.

WIRING DIAGRAMS



INTERCONNECT WIRING DIAGRAMS

