

MODEL PHB BOXED CORNER PENTHOUSES

STANDARD CONSTRUCTION

LOUVERS

All louver models except ET125 and ELF15S. See appropriate louver specification sheet for louver construction details..

ROOF

18 gage (1.2) galvanized steel with steel louver models. .063" (1.6) aluminum with aluminum louver models.

STRUCTURAL SUPPORT

20 gage (1.1) galvanized formed steel or 1 1/2" x 4" x 1 1/2" (38 x 102 x 38) 6063T5 extruded aluminum.

CORNERS

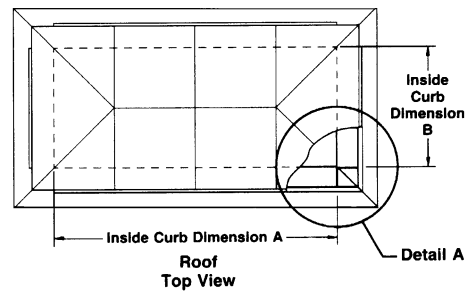
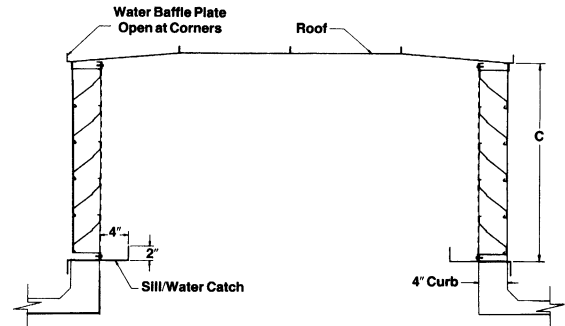
Boxed.

SCREEN

1/2" mesh 19 gage (13 x 1.1) galvanized steel with steel louver models. 3/4" x .051" (19 x 1) expanded flattened aluminum bird screen with aluminum louver models.

FINISH

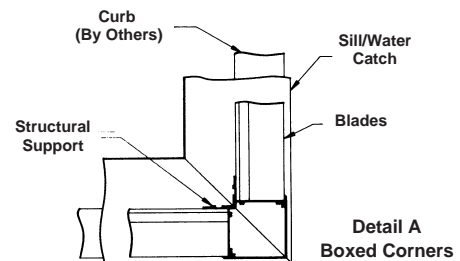
Mill.



VARIATIONS

(At additional cost)

- Bitumastic roof undercoating.
- 1" (25) fiberglass roof insulation.
- A variety of finishes (baked enamel [modified fluoropolymer], Kynar, anodize, epoxy, flurodize)
- A selection of bird and insect screens.



Dimensions in parenthesis () indicate millimeters.

QTY.	DIMENSIONS			BLADE STYLE (MODEL)	VARIATIONS
	A	B	C		
PROJECT ARCH./ENGR. REPRESENTATIVE			LOCATION CONTRACTOR DATE		