

PVC12 DAMPER

STANDARD CONSTRUCTION

FRAME

Schedule 40 PVC pipe. See schedule for length.

BLADE

.125" (3) thick PVC. Stiffener added as required.

AXLE

Full length 1/2" (13) diameter PVC rod for nominal dimensions up to 12" (305).

Full length 3/4" (19) diameter PVC rod for nominal dimensions over 12" (305).

BEARINGS

Ultra high-molecular-weight polyethylene (UHMWPE). Self-lubricating and secured by stainless steel set collars to frame.

MAXIMUM STATIC PRESSURE

4" (102) water column.

MAXIMUM OPERATING VELOCITY

4000 FPM.

MAXIMUM OPERATING TEMPERATURE

180°F (82°C).

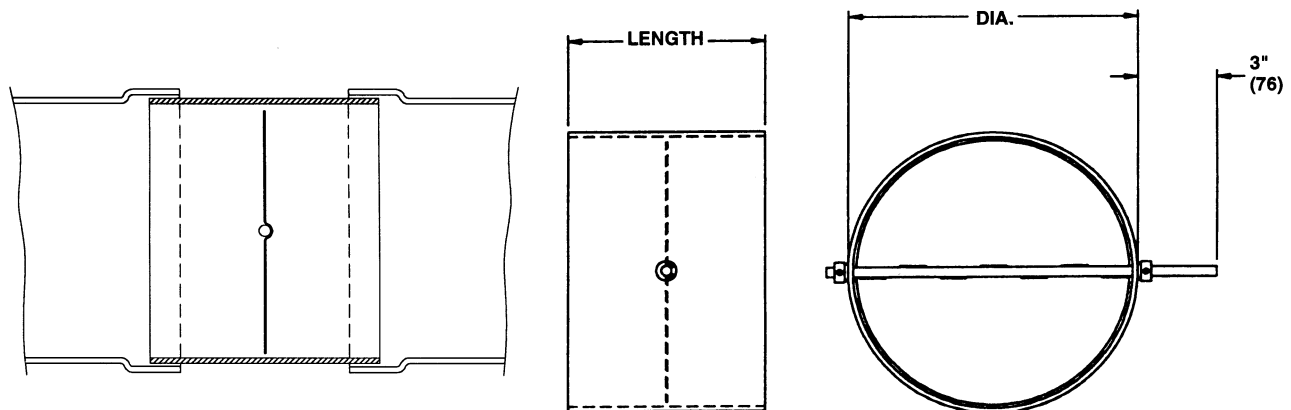
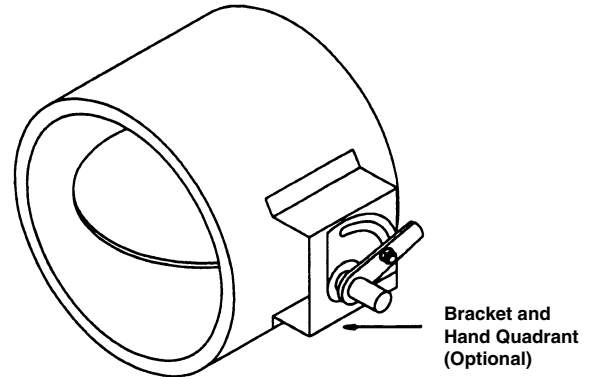
SIZES

6", 8", 10", 12", 14", 16" (152, 203, 254, 303, 356, 406).

Damper shown with Manual Hand Quadrant (optional). For electric or pneumatic actuator requirements, consult factory.

Dimensions in parenthesis () indicate millimeters.

Damper sizes shown are only sizes available.



SUGGESTED SPECIFICATION

Furnish and install, at locations shown in plans or in accordance with schedules, Polyvinyl Chloride Round Control Dampers meeting the following construction requirements:

Frame shall be constructed of schedule 40 PVC grade material. Materials must conform to ANSI/ASTM specification D-1784-81 PVC, Type 1. Damper blade shall be vacuum molded to fit each

damper frame and axle, fixturing of axle to blade shall be fillet welding with compatible welding material. Axle saddle shall be molded into damper blade and not a secondary operation.

Damper bearings shall be of UHMW and mechanically fastened by stainless steel set collars located out of the airstream. Damper shall be Ruskin model PVC12.

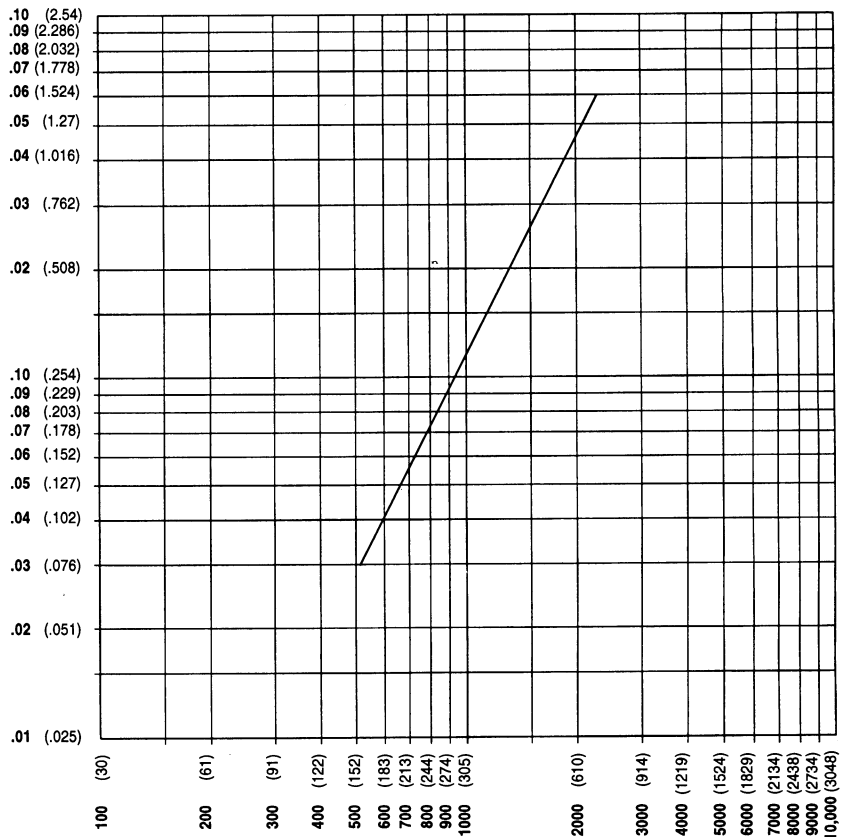
DAMPER DIMENSIONAL AND PERFORMANCE DATA

Nominal Diameter	Outside Diameter	Wall Thickness	Frame Length
6 (152)	6 5/8 (152)	.28 (7.1)	6 (152)
8 (203)	8 5/8 (219)	.32 (8.1)	6 (152)
10 (254)	10 3/4 (273)	.37 (9.4)	7 1/2 (191)
12 (305)	12 3/4 (324)	.41 (10.4)	9 (229)
14 (356)	14 (356)	.44 (11.2)	10 1/2 (267)
16 (406)	16 (406)	.50 (12.7)	12 (305)

Dimensions in parenthesis () indicate millimeters.

VELOCITY VERSUS PRESSURE DROP 8" DIAMETER DAMPER

Nominal Diameter, Inches	Total CFM Leakage at 1" w.g. Pressure
6 (152)	22
8 (203)	32
10 (254)	44
12 (305)	56
14 (356)	69
16 (406)	82



FACE VELOCITY IN FPM (METERS PER MINUTE)
TESTED PER AMCA STD. 500, FIG 5.3,
DUCTWORK UPSTREAM AND DOWNSTREAM

RUSKIN®

3900 Dr. Greaves Rd.
Kansas City, MO 64030
(816) 761-7476
FAX (816) 765-8955
www.ruskin.com