



3900 Dr. Greaves Rd.

Kansas City, MO 64030

(816) 761-7476

FAX (816) 765-8955

**INDUSTRIAL SWARTWOUT FIBERGLASS SERIES
MODEL 426 FIBERGLASS BACKDRAFT DAMPER
"V" Groove Blade**

STANDARD CONSTRUCTION

FRAME

Fiberglass Channel, Vinyl Ester Resin.
See table for dimensions.

BLADES

Vinyl Ester Resin, Triple "V" Groove, 6⁵/₈" wide x 1¹/₈" (168 x 3) thick.

AXLES

3/4" (19) diameter axles. 316SS axles on blades with counterweights; pultruded fiberglass axles on all other blades (vinyl ester resin).

BEARINGS

Molded PTFE.

LINKAGE

316SS out of airstream.

COUNTERBALANCE ASSEMBLY

316SS out of airstream.

MAXIMUM TEMPERATURE

200°F (94°C).

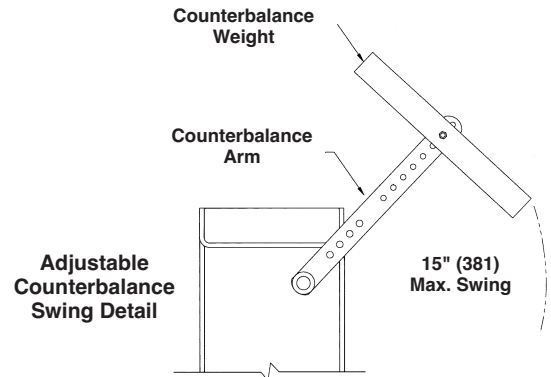
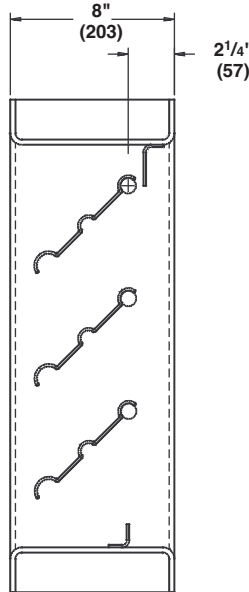
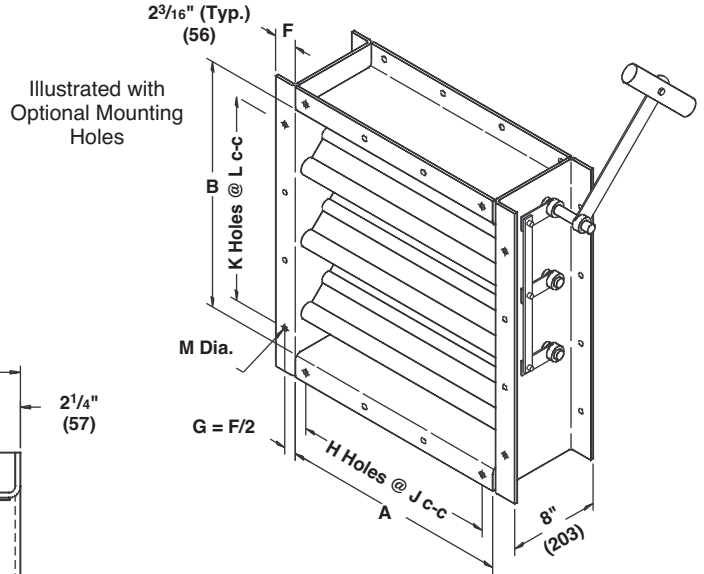
MINIMUM SIZE

6"w x 8"h (152 x 203).

MAXIMUM SIZE

48"w x 72"h (1219 x 1829).
Consult Ruskin for dampers larger than maximum size shown.

Dimensions in parenthesis () indicate millimeters.



All options at additional cost.

FRAME	BLADES	SEALS (Optional)	AXLES	BEARINGS	LINKAGE	ACCESSORIES (Optional)
8" x 2 3/16" x 1/4" (203 x 56 x 6) Fiberglass Channel	6 5/8" (168) wide, V-Groove shape	EPDM Blade Seal Viton Blade Seal Neoprene Blade Seal SS Jamb Seal Polycarbonate Jamb Seal	3/4" (19) diameter fiberglass rod 3/4" (19) diameter 316 SS (Opt)	Molded PTFE	316SS side linkage	Bolt Holes - 1 Flange Bolt Holes - 2 Flanges

QTY.	DIMENSIONS											TEMP. °F	COMMENTS	TAG
	A	B	C	F	G	H	J	K	L	M				

PROJECT:
ARCH/ENGR:
REPRESENTATIVE:

LOCATION:
CONTRACTOR:
DATE:

MODEL 426 PERFORMANCE DATA

DAMPER WIDTH	MAXIMUM SYSTEM PRESSURE	MAXIMUM SYSTEM VELOCITY	LEAKAGE WITHOUT SEALS*	
			% OF MAX. FLOW	CFM/SQ. FT.
48" (1219)	2.5" w.g.	2000 fpm	1.60	32 (.91 m ³ /min.)
36" (914)	5.5" w.g.	2000 fpm	1.60	32 (.91 m ³ /min.)
24" (610)	10" w.g.	2000 fpm	2.00	40 (1.13 m ³ /min.)
12" (305)	10" w.g.	2000 fpm	3.00	60 (1.70 m ³ /min.)

Damper may tolerate higher pressures and velocities than those listed here. Conservative ratings are presented intentionally in an effort to avoid misapplication. Consult Ruskin or your Ruskin representative when a damper is to be applied in conditions exceeding recommended maximums.

*Leakage information based on pressure differential of 1" w.g. tested per AMCA Std. 500.

MODEL 426 SUGGESTED SPECIFICATION

Furnish and install, at locations shown on plans or in accordance with schedules, fiberglass v-groove blade design backdraft dampers. Dampers shall be of the pultruded construction and comply with ASTM D4385-84. Material used in construction shall be a flame retardant vinyl ester based resin. All material in the airstream must meet or exceed required contamination concentrations. Bearing design shall be based on system pressure and shall be of a Teflon based material with graphite impregnation. All exposed glass shall be coated with resin compatible to that used in the pultrusion process. No exposed or non-coated edges are acceptable. Damper blades shall be a minimum of 1/8" (3) thick single skin design. All surfaces of the blade shall utilize surfacing veils. Open contact or hand layup blades are not acceptable. Damper frame shall be 8" deep x 2³/₁₆" (203 x 56) flanged style minimum 1/4" (6)

thick. Fiberglass axles shall be minimum 3/4" (19) diameter pultruded construction of a vinyl ester based resin combined with continuous strand roving and complete with surfacing veil. Damper linkage shall be located out of airstream and constructed of 316SS. Face linkage in airstream is not acceptable. Standard damper construction shall withstand 10" SP and 2,000 FPM based on a 24" (610) blade length. Submittal information shall include published performance data based on AMCA Standard 500 testing illustrating maximum pressure data, flow ratings, and leakage characteristics for a full range of damper sizes. Data illustrating one size damper only is not acceptable. Manufacturer shall submit a sample damper for construction review and approval. Damper shall be Ruskin Swartwout Series model 426.



3900 Dr. Greaves Rd.
 Kansas City, MO 64030
 (816) 761-7476
 FAX (816) 765-8955
 www.ruskin.com