



3900 Dr. Greaves Rd. • Kansas City, MO 64030 • (816) 761-7476 • FAX (816) 765-8955

**INDUSTRIAL SWARTWOUT FIBERGLASS SERIES  
MODEL SFG40  
STATIONARY FIBERGLASS LOUVER**

**STANDARD CONSTRUCTION**

**FRAME**

4" x 1.06" x .125" (107 x 27 x 3.2) thick Series 625 Vinyl Ester Resin fiberglass channel.

**BLADES**

.125" (3.2) thick fiberglass at 45° blade angle approximately 5" (127) center to center.

**SCREEN**

PVC coated bird screen .50" (13) mesh 19 gauge (1.1) is standard. Fiberglass insect screen, 18-16 mesh available at no additional cost.

**MAXIMUM TEMPERATURE**

200°F.

**MINIMUM SIZE**

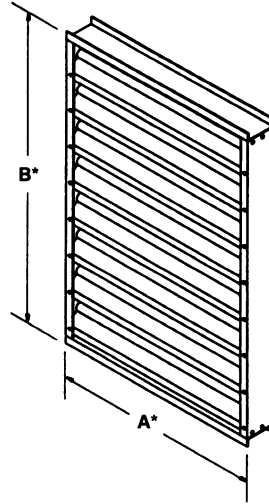
12"w x 12" h (305 x 305).

**MAXIMUM SIZE**

Single Section – 72" wide x 72" high (1829 x 1829).

Multiple Section Assembly – Unlimited.

Maximum factory assembly size is 90" wide x 144" high (2286 x 3658).



**APPLICATION**

Stationary louver for corrosive environments. Components are assembled with epoxy and/or monel fasteners.

**ACCESSORIES**

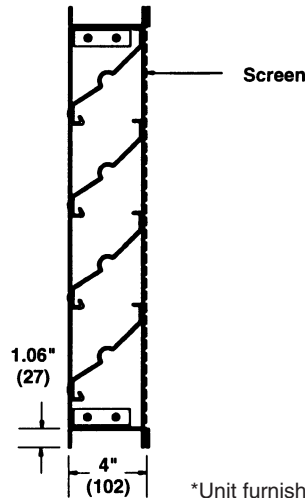
Variations to the basic design of this louver are available at additional cost. They include:

- Extended sill.
- Exterior coatings.

Consult Ruskin for other special requirements.

**NOTES**

1. Louvers larger than maximum factory assembled sizes are shipped in sections for field assembly.
2. All options are at additional cost.



\*Unit furnished 1/4" (6.4) smaller than given opening dimensions.

QTY.	SIZE		SCREEN		VARIATIONS	TAG
	A*-WIDE	B*-HIGH	BIRD	INSECT		
<b>PROJECT</b>			<b>LOCATION</b>			
<b>ARCH./ENGR.</b>			<b>CONTRACTOR</b>			
<b>REPRESENTATIVE</b>			<b>DATE</b>			

## SUGGESTED SPECIFICATION

Furnish and install, at locations shown in plans, or in accordance with schedules, fiberglass stationary bladed louvers. Louvers shall be of pultruded construction and comply with ASTM D 4385-8A and be tested and show record for ASTM D 2584-68. Material used in construction shall be a flame retardant vinyl ester based substance.

All material in airstream must meet or exceed required contamination concentration. All exposed glass shall be coated with resin compatible with that used in the pultrusion process.

Stationary fiberglass louvers shall be Ruskin Swartwout Series Model SFG40 construction as follows:

- Frame: 4" x 1.06" (102 x 27) fiberglass channel, .125" (3.2) thick.
- Blades: .125" (3.2) thick fiberglass on 45° angle approximately 5" (114) center to center.
- Screen: .50" mesh x 19 gauge (13 x 1.1) PVC coated bird-screen.

Published louver performance data must be submitted for approval prior to fabrication and must demonstrate pressure drop and water penetration equal to or less than the specified model. Louver must carry the AMCA Certified Ratings Seal for Air Performance and Water Penetration.

## PERFORMANCE DATA

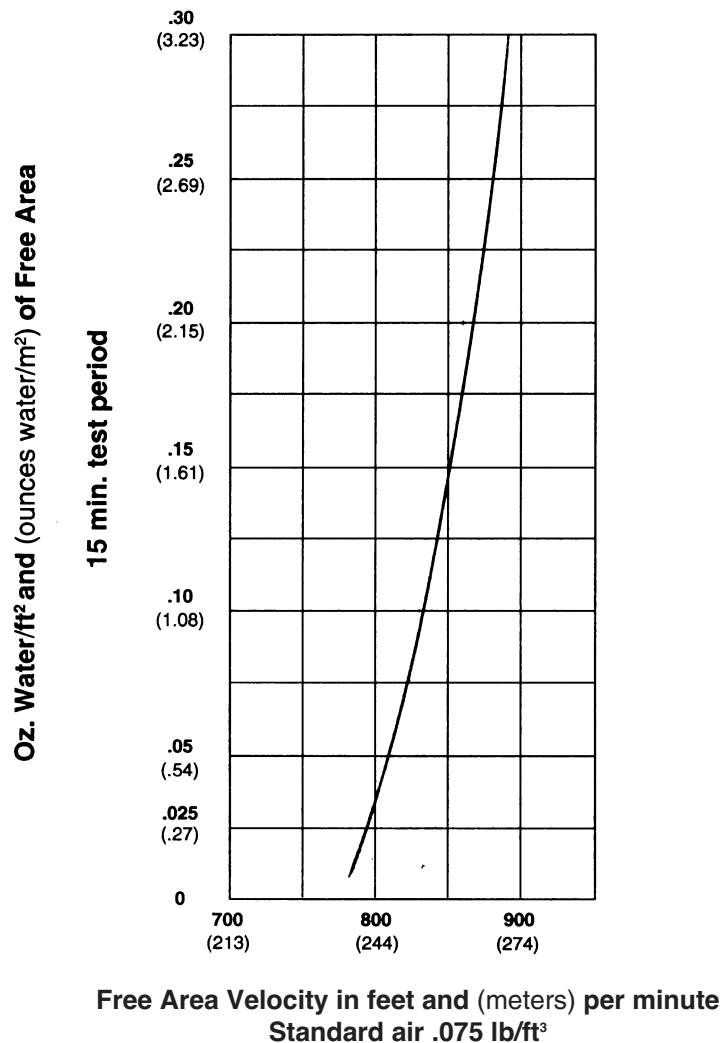
AMCA Standard 500 provides a reasonable basis for testing and rating louvers. Testing to AMCA 500 is performed under a certain set of laboratory conditions. This does not guarantee that other conditions will not occur in the actual environment where louvers must operate.

Designs should provide a reasonable safety factor for louver performance by selecting at some point below pressure drop or water penetration system requirements.

### WATER PENETRATION

Test size 48" wide x 48" high (1219 x 1219)

Beginning point of water penetration at .01 oz./sq. ft. is 780 fpm (231 m/min).



## FREE AREA GUIDE

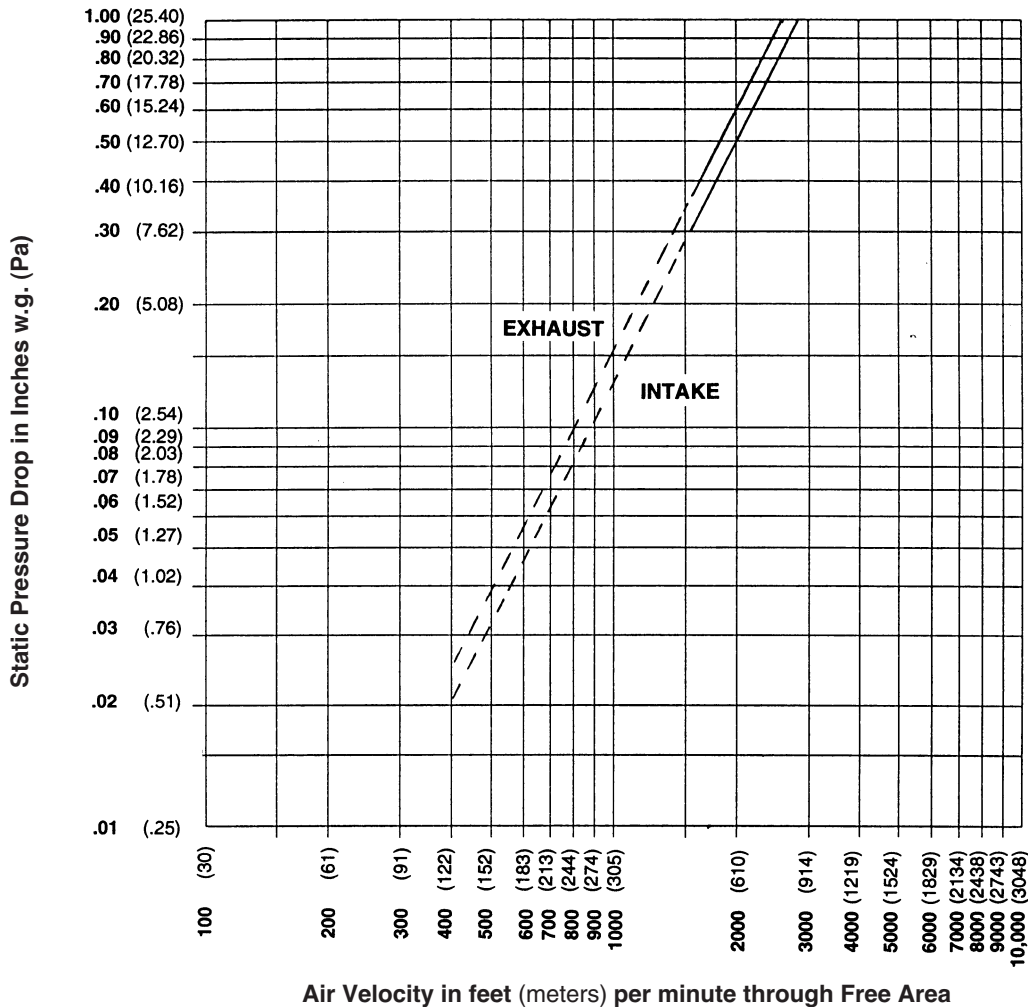
Free Area Guide shows free area in ft<sup>2</sup> and m<sup>2</sup> for various sizes of SFA6  
Width – Inches and Meters

Height – Inches and Meters	12		18		24		30		36		42		48		54		60		66		72	
	ft	m	ft	m	ft	m	ft	m	ft	m	ft	m	ft	m	ft	m	ft	m	ft	m	ft	m
12	.30	.16	.46	.26	.61	.35	.76	.45	.91	.55	1.07	.65	1.22	.74	1.37	.84	1.52	.94	1.68	1.03	1.13	1.83
18	.46	.24	.65	.38	.90	.51	1.15	.64	1.40	.81	1.64	.93	1.89	1.07	2.14	1.24	2.38	1.41	2.63	1.58	2.88	1.83
24	.61	.33	.84	.47	1.29	.68	1.65	.91	2.00	1.19	2.35	1.25	2.71	1.51	3.06	1.77	3.42	1.94	3.77	2.21	4.12	2.88
30	.76	.41	1.18	.64	1.63	.88	2.08	1.19	2.52	1.48	2.97	1.77	3.42	2.06	3.87	2.36	4.31	2.53	4.76	2.70	5.21	3.43
36	.91	.49	1.58	.81	2.18	1.19	2.77	1.58	3.37	2.06	3.97	2.36	4.56	2.65	5.16	3.04	5.76	3.22	6.36	3.51	6.95	4.12
42	1.07	.57	1.87	.94	2.58	1.41	3.29	2.06	4.00	2.55	4.71	2.84	5.42	3.13	6.12	3.52	6.83	3.69	7.54	3.86	8.25	4.88
48	1.22	.65	2.11	1.07	2.91	1.58	3.70	2.36	4.50	3.04	5.30	3.33	6.09	3.62	6.89	3.91	7.69	4.08	8.48	4.15	9.28	5.43
54	1.37	.73	2.35	1.21	3.45	1.84	4.40	2.71	5.35	3.52	6.29	3.81	7.24	4.10	8.19	4.20	9.13	4.37	10.08	4.44	11.03	6.04
60	1.52	.81	2.59	1.35	3.87	2.06	4.94	3.00	6.00	3.81	7.06	4.10	8.12	4.39	9.19	4.49	10.25	4.54	11.31	4.59	12.37	7.25
66	1.68	.89	2.81	1.49	4.19	2.21	5.33	3.29	6.48	4.10	7.63	4.39	8.78	4.68	9.93	4.69	11.07	4.74	12.22	4.69	13.37	8.41
72	1.83	.97	3.03	1.63	4.73	2.46	6.02	3.58	7.32	4.39	8.62	4.59	9.91	4.88	11.21	4.89	12.51	4.89	13.80	4.89	15.10	9.53



Ruskin certifies that the SFG40 louver shown herein is licensed to bear the AMCA Seal. The ratings shown are based on tests and procedures performed in accordance with AMCA Publication 511 and comply with the requirements of the AMCA Certified Ratings Program. The AMCA Certified Ratings Seal applies to air performance ratings and water penetration ratings only.

## PRESSURE DROP



Ratings do not include the effect of a bird screen.



3900 Dr. Greaves Rd.  
Kansas City, MO 64030  
(816) 761-7476  
FAX (816) 765-8955  
[www.ruskin.com](http://www.ruskin.com)