

ACL1245D

Stationary Acoustical Louver | Formed Aluminum

Miami-Dade County Approved | Miami-Dade County, Florida Notice of Acceptance
Number: 23-1116.07



APPLICATION

The ACL1245D is a 12" deep Miami-Dade acoustical louver designed to reduce the noise transmission between areas. This louver is specifically designed for weather protection of intake and exhaust exterior wall applications. It provides high free area and low airflow resistance with sound absorbing insulated blades for areas that require noise separation.

STANDARD CONSTRUCTION

Frame	12" (305) deep, .125" (3.175) aluminum channel.
Blades	.081" (2.057) aluminum exterior surface, with .050" (1.27) perforated aluminum interior surface that covers insulation. Blades positioned at 45° angle and spaced approximately 12" (305) center to center.
Acoustical Insulation	Ruskatherm blanket.
Screen	5/8" mesh x .040" (16 x 1) expanded flattened aluminum bird screen in removable frame. Screen adds approximately 1/2" (13) to louver depth.
Finish	Mill.
Minimum Size	12"w x 18"h (305 x 457).
Approximate Shipping Weight	7 lbs. per sq. ft.
Maximum Factory Assembly Size	Shall be unlimited width x 120" (3048). Maximum single section size shall be 60" x 120" (1524 x 3048). Louvers larger than the maximum single section size will require field assembly of smaller sections.

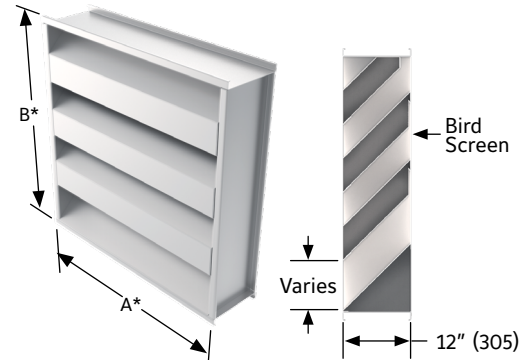
FEATURES

- ▶ 22% Free Area
- ▶ Insulated blades which provide effective sound attenuation and weather protection
- ▶ AMCA 500-L
- ▶ Architecturally pleasing appearance
- ▶ Maximum windload +/-150 PSF (7.18 kPa)
- ▶ Miami Dade NOA #23-1116.07
- ▶ Missile impact resistant
- ▶ AMCA 540 Listed
- ▶ 2023 Florida Product Approval FL#21829.2

VARIATIONS

Variations to the basic design of this louver are available at additional cost. They include:

- ▶ Extended sill
 - ▶ Front or rear security bars
 - ▶ Filter racks
 - ▶ A variety of bird and insect screens
 - ▶ Optional finishes available at additional cost.
- Please see [Paint Finishes and Color Guide](#) and [Finish Type Model Chart](#) for more details. Contact louversales@ruskin.com with questions



IMPACT
RESISTANT
LOUVER
Basic Protection

See www.AMCA.org for all certified or listed products

This label does not certify the product against fire or theft.

Octave Band /Frequency (Hz)	Transmission Loss	Free Field Noise Reduction (db) Ruskatherm Blanket
2/125	7	13
3/250	6	12
4/500	14	20
5/1000	16	22
6/2000	13	19
7/4000	11	17
STC		13
OITC		11

STC stands for Sound Transmission Class.

OITC stands for Outside Indoor Transmission class.

NOTES:

- Dimensions in parenthesis () indicated millimeters
- Units can be furnished actual size or with a size deduct

PERFORMANCE DATA



IMPACT
RESISTANT
LOUVER
Basic Protection

See www.AMCA.org for all certified or listed products

This label does not imply
AMCA airflow performance
certification.

Ruskin certifies that the ACL1245D shown herein is approved to bear the AMCA Listing Label. The ratings shown are based on tests and procedures performed in accordance with AMCA Publications and comply with the requirements of the AMCA Listing Label Program.

The AMCA Listing Label applies to Wind Borne Debris Impact Resistant Louvers.

FREE AREA GUIDE

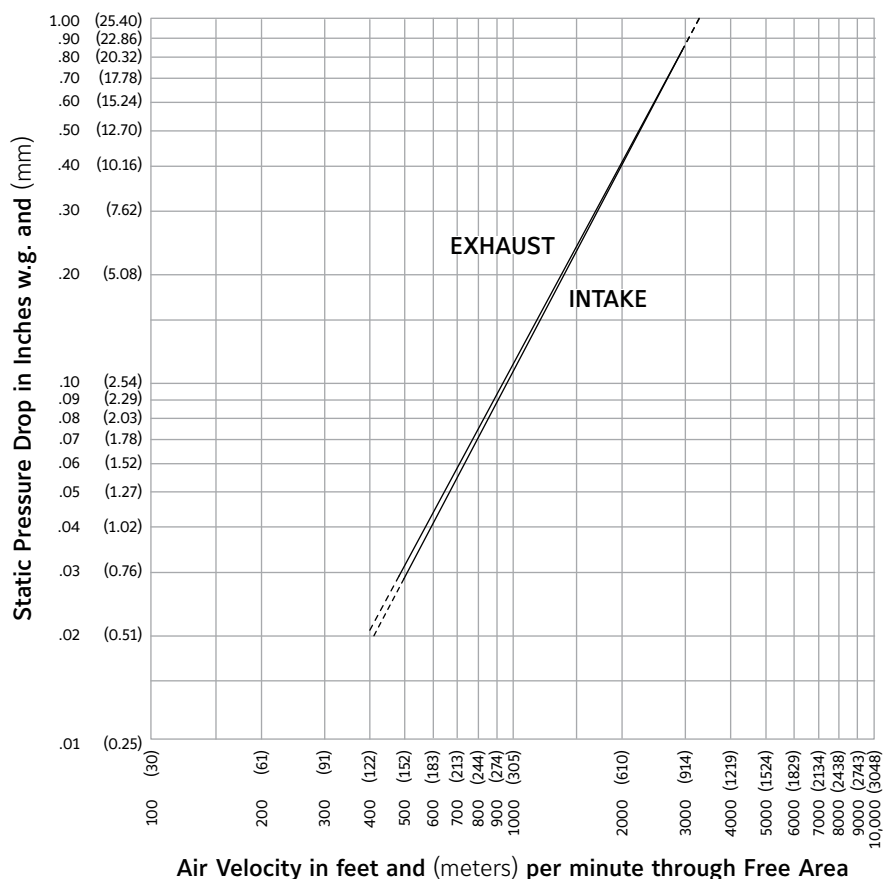
Free Area Guide shows free area in ft² and m² for various sizes of ACL1245D.

Width – Inches and Millimeters

	12	18	24	30	36	42	48	54	60
	0.30	0.45	0.60	0.75	0.90	1.05	1.20	1.35	1.50
24	0.26	0.44	0.61	0.79	0.96	1.13	1.31	1.48	1.66
	0.02	0.04	0.06	0.07	0.09	0.11	0.12	0.14	0.15
30	0.52	0.87	1.22	1.57	1.92	2.26	2.61	2.96	3.31
	0.10	0.16	0.22	0.27	0.33	0.39	0.45	0.51	0.57
36	0.52	2.87	1.22	1.57	1.92	2.26	2.61	2.96	3.31
	0.05	0.08	0.11	0.15	0.18	0.21	0.24	0.28	0.31
42	0.78	1.31	1.83	2.35	2.87	3.39	3.92	4.44	4.96
	0.07	0.12	0.17	0.22	0.27	0.32	0.36	0.41	0.46
48	0.78	1.31	1.83	2.35	2.87	3.39	3.92	4.44	4.96
	0.07	0.12	0.17	0.22	0.27	0.32	0.36	0.41	0.46
54	1.04	1.74	2.44	3.13	3.83	4.52	5.22	5.92	6.61
	0.10	0.16	0.23	0.29	0.36	0.42	0.49	0.55	0.61
60	1.04	1.74	2.44	3.13	3.83	4.52	5.22	5.92	6.61
	0.10	0.16	0.23	0.29	0.36	0.42	0.49	0.55	0.61
66	1.30	2.17	3.04	3.91	4.78	5.65	6.52	7.39	8.26
	0.12	0.20	0.28	0.36	0.44	0.53	0.61	0.69	0.77
72	1.30	2.17	3.04	3.91	4.78	5.65	6.52	7.39	8.26
	0.12	0.20	0.28	0.36	0.44	0.53	0.61	0.69	0.77
78	1.57	2.61	3.65	4.70	5.74	6.79	7.83	8.87	9.92
	0.15	0.24	0.34	0.44	0.53	0.63	0.73	0.82	0.92
84	1.57	2.61	3.65	4.70	5.74	6.79	7.83	8.87	9.92
	0.15	0.24	0.34	0.44	0.53	0.63	0.73	0.82	0.92
90	1.83	3.04	4.26	5.48	6.70	7.92	9.13	10.35	11.57
	0.17	0.28	0.40	0.51	0.62	0.74	0.85	0.96	1.08
96	1.83	3.04	4.26	5.48	6.70	7.92	9.13	10.35	11.57
	0.17	0.28	0.40	0.51	0.62	0.74	0.85	0.96	1.08
102	2.09	3.48	4.87	6.26	7.65	9.05	10.44	11.83	13.22
	0.19	0.32	0.45	0.58	0.71	0.84	0.97	1.10	1.23
108	2.09	3.48	4.87	6.26	7.65	9.05	10.44	11.83	13.22
	0.19	0.32	0.45	0.58	0.71	0.84	0.97	1.10	1.23
114	2.35	3.91	5.48	7.04	8.61	10.18	11.74	13.31	14.87
	0.22	0.36	0.51	0.65	0.80	0.95	1.09	1.24	1.38
120	2.35	3.91	5.48	7.04	8.61	10.18	11.74	13.31	14.87
	0.22	0.36	0.51	0.65	0.80	0.95	1.09	1.24	1.38

Height – Inches and Millimeters

PRESSURE DROP



WATER PENETRATION GRAPH

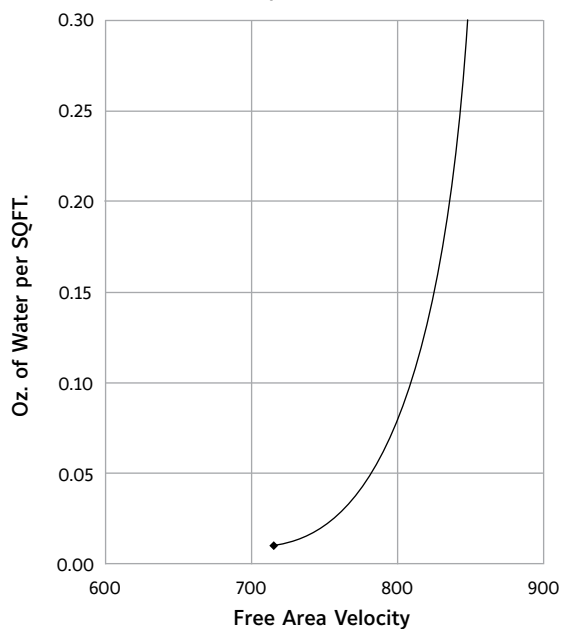
AMCA Standard 500 provides a reasonable basis for testing and rating louvers. Testing to AMCA 500 is performed under a certain set of laboratory conditions. This does not guarantee that other conditions will not occur in the actual environment where louvers must operate.

The louvers system should be designed with a reasonable safety factor for louver performance. To ensure protection from water carry over, design with a performance level somewhat below maximum desired pressure drop and .01 oz./sq. ft. of water penetration.



Ruskin Manufacturing Company certifies that the louver shown herein is licensed to bear the AMCA Seal. The ratings shown are based on tests and procedures performed in accordance with AMCA Standard 511 and comply with the requirements of the AMCA Certified Ratings Program. AMCA Certified Ratings Seal applies to air performance ratings, water penetration and sound attenuation ratings only.

Water penetration
Test size 48" wide X 48" high (1219 X 1219)
Beginning point of water penetration at .01 oz. /sq. ft. is
715 fpm (218 m/min).



SUGGESTED SPECIFICATION

Furnish and install louvers as hereinafter specified where shown on plans or as described in schedules. Louvers shall be stationary acoustical type contained within a 12" (305) frame. Louver components (heads, jambs, sills, blades, and mullions) shall be factory assembled by the louver manufacturer. Louver sizes too large for shipping shall be built up by the contractor from factory assembled louver sections to provide overall sizes required. Louver design shall incorporate structural supports required to withstand a windload of 150 lbs. per sq. ft. (7.18kPa) - specifier may substitute any loading required).

Louvers shall be Ruskin Model ACL1245D construction as follows:

Frame: .125" (3.175) aluminum channel.

Blades: .081" (2.057) aluminum exterior surface, with .050" (1.27) perforated aluminum interior surface that covers insulation. Blades angle 45° on 12" (305) centers.

Screen: 5/8" mesh x .040" (16 x 1) expanded flattened aluminum bird screen in removable frame.

Finish: Select finish specification from Ruskin Finishes Brochure.

Published louver performance data bearing the AMCA Certified Ratings Seal for Air Performance, Water Penetration and sound attenuation must be submitted for approval prior to fabrication and must demonstrate pressure drop equal to or less than the Ruskin model specified.

LINKS TO IMPORTANT DOCUMENTS

Document Title
Paint Finishes and Color Guide
Limited Warranty Document



3900 Doctor Greaves Road
Grandview, MO 64030
Website: www.ruskin.com
Phone: (816) 761-7476