

## EFL ELECTRIC RESETTABLE "FUSE" LINK OPERATION INSTRUCTIONS SUPPLEMENT

### APPLICATION

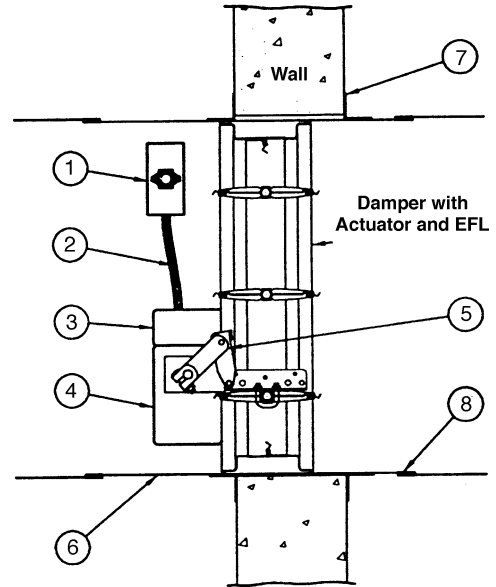
The EFL Electric Resettable "Fuse" Link is a UL Classified heat responsive device is used in conjunction with Ruskin fire/smoke dampers. The EFL is **standard** on all fire/smoke dampers ordered with electric actuators. Fire/smoke dampers ordered with pneumatic actuators may be ordered with the EFL and an EP (electro/pneumatic) switch. The EFL closes and locks the damper when temperatures exceed 165°F (74°C) or 212°F (100°C) or 250°F (121°C) or 350°F (177°C) depending on model ordered and installed. **The EFL must be factory installed and cannot be added in the field. Replacement EFL's may be field installed with the approval of the local authority.**

### OPERATION

**Fire Conditions** – When temperatures in excess of 165°F (74°C), 212°F (100°C), 250°F (121°C) or 350°F (177°C) are detected, the damper will close and lock. Upon cessation of fire conditions the damper can be reopened by pressing the reset button located on the damper assembly.

**Smoke Conditions** – When smoke signal is detected, the damper will close and remain closed until the smoke signal ceases (or the smoke detector is reset). The system will then reset and the damper will open.

- The damper may be closed at any time by placing a control switch (optional) in the CLOSED position.
- If the EFL is tripped accidentally or during system testing, the EFL must be reset by pressing the RESET button located on the damper assembly.
- Refer to the appropriate damper installation instructions for details on damper installation.



### ITEM

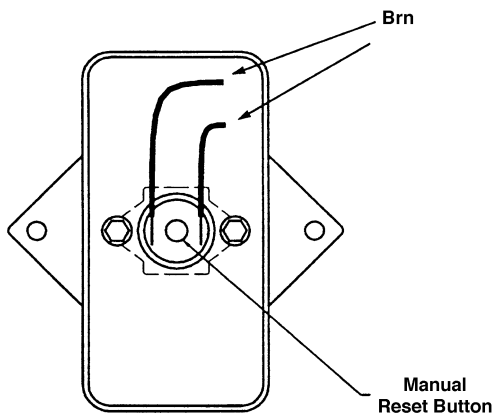
### DESCRIPTION

1. EFL165, EFL212, EFL250 or EFL350 Electric Reset Link
2. Flex Conduit
3. Junction Box
4. Actuator or EP Switch
5. Over-Center Lock
6. Damper Sleeve
7. FAST, PFMA or conventional mounting angles
8. Sleeve to Duct Connection (by others)

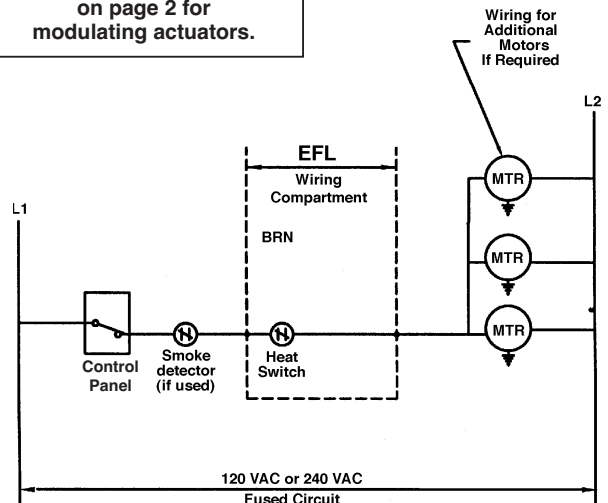


Pneumatic actuators to be piped per local codes.

Electric actuators to be wired per the National Electric Code (NEC) and local codes. See actuator for wiring diagrams.



Refer to wiring diagrams on page 2 for modulating actuators.



***RUSKIN***<sup>®</sup>

3900 Dr. Greaves Rd.  
Kansas City, MO 64030  
(816) 761-7476  
FAX (816) 765-8955  
[www.ruskin.com](http://www.ruskin.com)