

# ELR

## Stationary Louvers Round And Semiround Shapes Extruded Aluminum



### APPLICATION

ELR louvers are available in different shapes and sizes with both horizontal and vertical blades. They are corrosion resistant and all aluminum construction with outstanding durability and low maintenance.

### STANDARD CONSTRUCTION\*

Frame	6063T6 extruded aluminum. ELR louvers are constructed with standard or flange frames. Drainable head and jambs are not utilized so water penetration may vary from tested performance. When sloped sill frames are standard construction they may be utilized in round top shape (E) and gothic shape (F) configuration ELR shapes only.
Blades	6063T6 extruded aluminum.
Screen	5/8" x .040" (16 x 1) expanded, flattened aluminum bird screen in removable frame. Screen adds approximately 1/2" (13) to louver depth.
Finish	Mill.
Minimum Size	ELR211(D) 18" (457) diameter. All others - 24" (610) diameter. Consult Ruskin for smaller requirements.
Maximum Size	Typically shall be 75 ft <sup>2</sup> (7m <sup>2</sup> ) per section, not to exceed 120"w x 90"h (3048 x 2286) or 90"w x 120"h (2286 x 3048). Louvers larger than the maximum factory assembly size will require field assembly of smaller sections.
Supports	Louvers may be provided with rear mounted hidden vertical blade supports (HVBS) that increase louver depth. Support depth varies depending on louver size, assembly configuration or windload.
Performance	Blade styles offered in ELR louvers are only performance tested in square louver configuration. ELR louver performance may differ from comparably sized louver in standard configuration. ELR models are not licensed to bear the AMCA Seal for performance. <b>* See individual louver model spec sheet for more detailed construction information.</b> <b>* Drainable ELR louvers are fabricated with non-drainable head and jambs. Water performance may differ from test.</b>

### VARIATIONS

Variations to the basic louver design are available at additional cost. They include:

- ▶ Extended sill\*
- ▶ Flanged frame
- ▶ Hinged frame
- ▶ Filter racks
- ▶ Front or rear security bars
- ▶ A variety of bird and insect screens
- ▶ Optional finishes available at additional cost. Please see [Paint Finishes and Color Guide](#) and [Finish Type Model Chart](#) for more details. Contact [louversales@ruskin.com](mailto:louversales@ruskin.com) with questions

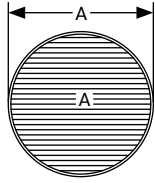
### FEATURES

- ▶ Architecturally styled hidden mullions for attractive appearance
- ▶ All aluminum construction for low maintenance and high resistance to corrosion

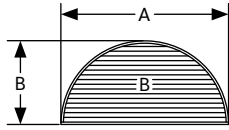
#### NOTES:

- Dimensions in parenthesis ( ) indicate millimeters.
- Units can be furnished actual size or with size deducts.
- Extended sills on shapes E and F only.

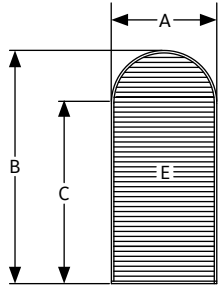
## SHAPES AVAILABLE



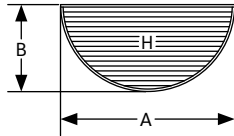
Round (A)



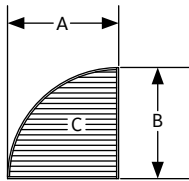
Top Half Round (B)



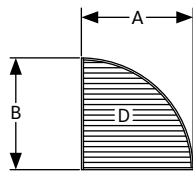
Round Top (E)



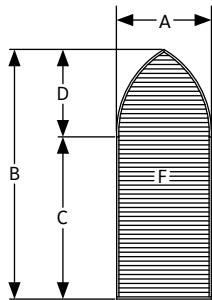
Bottom Half Round (H)



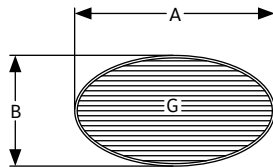
Left Quarter Round (C)



Right Quarter Round (D)



Gothic (F)



Oval (G)

Louver Model	Frame Depth
ELF211	2" (51)
ELF211D	2" (51)
ELF375X/XH	4" (102)
ELF375DX/DXH	4" (102)
ELF445DX/DXH	4" (102)
ELV40V	4" (102)
ELF811DD	4" (102)
ELF811SH	4" (102)
ELF837	4" (102)
ELF6375X/XH	6" (152)
ELF6375DX/DXH	6" (152)
ELF6811/6811S	6" (152)
ELF6811DD	6" (152)
EME220DD	2" (51)
EME420DD	4" (102)
EME6625	6" (152)
EME6625D	6" (152)
EME520MD	5" (127)
EME420MD	4" (102)
EME5625MD	5" (127)

### LINKS TO IMPORTANT DOCUMENTS

#### Document Title

Limited Warranty Document



3900 Doctor Greaves Road  
Grandview, MO 64030  
Website: [www.ruskin.com](http://www.ruskin.com)  
Phone: (816) 761-7476