

# CFD7T-ST-BT

## Ceiling Fire Dampers

UL Classified Radiation Dampers for Wood Truss Construction



### APPLICATION

The CFD7T-ST-BT is a UL Classified Ceiling Fire Damper that is UL listed for installation in wood truss floor/ceiling and roof/ceiling designs L528, L546, L558, L574, L585, L586, L592, P533, P545, P548, P572, P580 and H502. These designs are also similar to the fire resistance rated ceiling construction described in the International Building Code. Unlike other ceiling dampers designed and tested for wood truss applications, the CFD7T-ST-BT is supplied with a noninsulated STRAIGHT boot with 6", 7" or 8" collar. The CFD7T-ST-BT is also UL approved for installation with duct connection below the membrane penetration.

CFD7T-90-ST is designed to accept a grille with an OBD up to a maximum of 2 1/2" in depth. The CFD7T-ST-BT is also designed to include an optional bottom extension for ceiling membrane penetration where the grille/diffuser is in an architectural ceiling below the fire rated ceiling assembly.

The CFD7T-ST-BT is constructed with a 1" (25.4) factory roll formed plaster flange to connect the Grille/Diffuser in to.



### STANDARD CONSTRUCTION

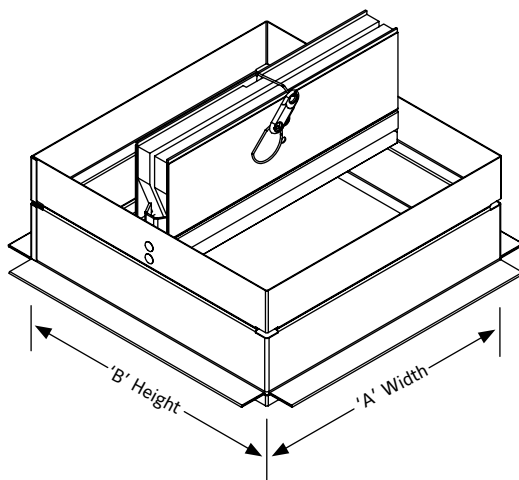
Frame	Galvanized steel (in gauges required by UL listing R8039).
Fusible Link	165°F (74°C) is standard. 212°F (100°C) is available at no additional cost.
Minimum Size (Damper Sizes)	5"w x 4"h (127 x 102).
Maximum Size (Damper Sizes)	18"w x 18"h (457 x 457).

#### UL CLASSIFIED ULC LISTED

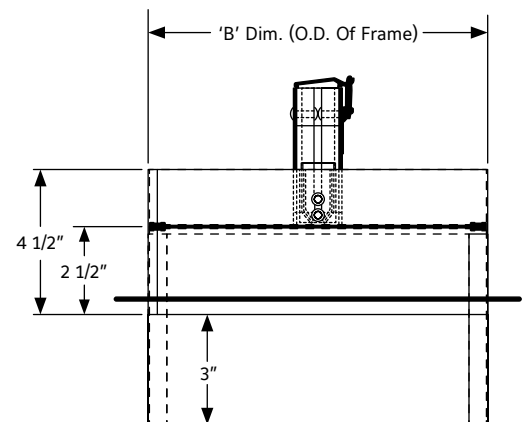
UL555C Listing R8039

Model CFD7T the requirements for fire/radiation dampers established by:

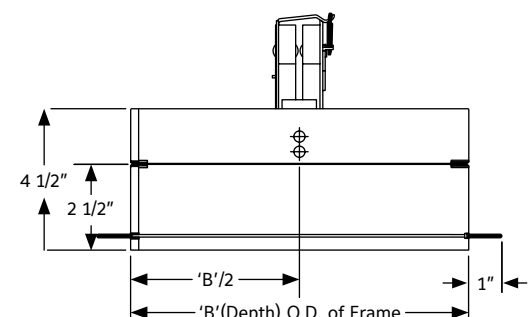
- ▶ National Fire Protection Association NFPA Standards 80, 90A, 92A, 92B, and 101.
- ▶ ICC International Building Codes
- ▶ CSFM California State Fire Marshal Listing (3225-0245:0123)



Standard Construction CFD7T without Straight Boot



CFD7T-ST-BT with 3" Bottom Extension



#### NOTE:

- Dimensions shown in parentheses ( ) indicate millimeters.

## CFD7T-ST-BT STRAIGHT BOOTS



## SUGGESTED SPECIFICATION

Furnish and install, at locations shown on the plans, ceiling fire dampers tested and listed for wood truss construction including UL ceiling designs L528, L546, L558, L574, L585, L586, L592, P533, P545, P548, P580 and H502. Ceiling fire dampers shall be produced in an ISO 9001 certified factory. All installations shall be in accordance with manufacturer's published installation instructions and do not require additional field installed insulated boots, boxes or plenums to meet the UL listing.

Ceiling penetrations should be located between adjacent truss and RC or Furring channels. The entire system shall be UL classified and ULC Listed for use in wood truss applications. System proposed for installation must be equivalent in all respect to Ruskin Model CFD7T-ST-BT.

### LINKS TO IMPORTANT DOCUMENTS

Document Title
Installation instructions



3900 Doctor Greaves Road  
Grandview, MO 64030  
Website: [www.ruskin.com](http://www.ruskin.com)  
Phone: (816) 761-7476